
**STRUCTURALLY UNSTABLE QUADRATIC VECTOR FIELDS OF
CODIMENSION TWO: FAMILIES POSSESSING EITHER A
CUSP POINT OR TWO FINITE SADDLE-NODES**

JOAN C. ARTÉS
REGILENE D. S. OLIVEIRA
ALEX C. REZENDE

Nº 443

NOTAS DO ICMC

SÉRIE MATEMÁTICA



São Carlos – SP
Jan./2019

1 Structurally unstable quadratic vector fields of codimension two:
2 families possessing either a cusp point or two finite saddle-nodes

3 Joan C. Artés

Departament de Matemàtiques, Universitat Autònoma de Barcelona
(artes@mat.uab.cat)

Regilene D. S. Oliveira

Instituto de Ciências Matemáticas e de Computação, Universidade de São Paulo
(regilene@icmc.usp.br)

Alex C. Rezende

Departamento de Matemática, Universidade Federal de São Carlos
(alexcrezende@dm.ufscar.br)

4 **Abstract**

5 The goal of this work is to contribute to the classification of the phase portraits of planar quadratic differential systems according to their structural stability. Artés, Kooij and Llibre (1998) proved that there exist 44 structurally stable topologically distinct phase portraits in the Poincaré disc modulo limit cycles in this family, and Artés, Llibre and Rezende (2018) showed the existence of at least 204 (at most 211) structurally unstable topologically distinct phase portraits of codimension-one quadratic systems, modulo limit cycles. In this work we begin the classification of planar quadratic systems of codimension two in the structural stability. Combining the groups of codimension-one quadratic vector fields one to each other, we obtain ten new groups. Here we consider group AA obtained by the coalescence of two finite singular points, yielding either a triple saddle, or a triple node, or a cusp point, or two saddle-nodes. We obtain all the possible topological phase portraits of group AA and prove their realization. We got 34 new topologically distinct phase portraits in the Poincaré disc modulo limit cycles.

17 **Key-words:** quadratic differential systems, structural stability, codimension two, phase portrait,
18 saddle-node.

19 **2000 Mathematics Subject Classification:** 34C23, 34A34

20 **1 Introduction**

21 Mathematicians are fascinated in closing problems. Having a question solved or even sign with a
22 “q.e.d” a question asked in the past is a pleasure which is directly proportional to the time elapsed
23 between the formulation of the question and the moment of the answer.

24 With the advent of the differential calculus, it opened the possibility of solving many questions that
25 medieval mathematicians asked, but at the same time it made the field of questions formulated even

1 bigger. The search for primitive functions that could not be expressed algebraically or with a finite
2 number of analytic terms complicated the future research lines, and even new areas of mathematics
3 were created to give answers to these questions. And besides the problem of finding a primitive to a
4 differential equation in a single dimension, if we add the possibility of more dimensions, the problem
5 becomes much more difficult.

6 Therefore, it took almost 200 years between the approach of the first linear differential equations
7 and its complete resolution by Laplace in 1812. After the resolution of linear differential systems,
8 for any dimension, it seemed natural to address the classification of quadratic differential systems.
9 However, it was found that the problem would not have an easy and fast solution. Unlike the linear
10 systems that can be solved analytically, quadratic systems (not even, therefore, those of higher
11 degree) generically admit a solution of that kind, at least, with a finite number of terms.

12 Therefore, for the resolution of non-linear differential systems, another strategy was chosen and
13 it allowed the creation of a new area of knowledge in Mathematics: the Qualitative Theory of
14 Differential Equations [25]. Since we are not able to give a concrete mathematical expression to
15 the solution of a system of differential equations, this theory intends to express by means of a
16 complete and precise drawing the behavior of any particle located in a vector field governed by such
17 a differential equation, i.e. its phase portrait.

18 Even with all the reductions made to the problem until now, there are still difficulties. The most
19 expressive difficulty is that the phase portraits of differential systems may have invariant sets that
20 are not punctual, as the limit cycles. A linear system cannot generate limit cycles; at most they
21 can present a completely circular phase portrait where all the orbits are periodic. But a differential
22 system in the plane, polynomial or not, and starting with the quadratic ones, may present several
23 of these limit cycles. It is trivial to verify that there can be an infinite number of these cycles in
24 non-polynomial problems, but the intuition seems to indicate that a polynomial system should not
25 have an infinite number of limit cycle since it cannot have an infinite number of isolated singular
26 points. And because the number of singular points is linked to the degree of the polynomial system,
27 it also seems logical to think that the number of limit cycles could also have a similar link, either
28 directly as the number of singular points, or even in an indirect way from the number the parameters
29 of such systems.

30 In 1900, David Hilbert [17, 18] proposed a set of 23 problems to be solved in the 20th century,
31 and among them his well-known 16th problem asks for the maximum number of limit cycles $H(n)$ a
32 polynomial differential system in the plane with degree n may have. More than one hundred years
33 after, we do not have an uniform upper bound for this generic problem, only for specific families of
34 such a system.

35 In 1966, Coppel [12] claimed to believe that the classification of quadratic systems should be able
36 to be completed in purely algebraic terms. That is, by means of algebraic equalities and inequalities,
37 it should be possible to determine the phase portrait of a quadratic system. His proclamation was
38 not easy to refute at that time, since the unique finite singular points of a quadratic system can
39 be found by means of the resultant that is of fourth degree, and its solutions can be calculated
40 algebraically, like those of infinity. Moreover, it was known at that time to generate cycles limits by
41 a Hopf bifurcation, whose conditions are also determined algebraically.

42 On the other hand, in 1991, Dumortier and Fiddelears [13] showed that, starting with the quadratic

1 systems (and following all the higher-dimension systems), there exist geometric and topological
2 phenomena in phase portraits of such a system whose determination cannot be fixed by means of
3 algebraic expressions. More specifically, most part of the connections among separatrices and the
4 occurrence of double or semi-stable limit cycles are not algebraically determinable.

5 Therefore, the complete classification of quadratic systems is a very difficult task at the moment
6 and it depends enormously of the culmination of Hilbert's 16th problem, even at least partially for
7 $H(2)$.

8 Even so, a lot of problems have been appearing related to quadratic systems and to which it has
9 been possible to give an answer. In fact, there are more than one thousand articles published directly
10 related to quadratic systems. John Reyn, from Delft University (Netherlands), was committed in
11 preparing bibliography that was published several times until his retirement (see [26, 28, 29, 30, 31]).
12 It is worth mentioning that in the last two decades many other articles related to quadratic systems
13 have appeared, what figures that the mentioned amount of one thousand papers in that bibliography
14 has already been widely exceeded.

15 Many of the questions proposed and the problems solved have dealt with subclassifications of
16 quadratic systems, that is, classifications of systems that shared some characteristic in common. For
17 instance, we have systems with a center [33, 34], with a weak focus of third order [4, 21], with a
18 nilpotent singularity [20], without real singular points [15], with two invariant lines [26] and so on,
19 up to a thousand articles. In some of them complete answers could be given, including the problem
20 of limit cycles (the existence and the number of limit cycles), but in other cases, the classification
21 was done modulo limit cycles, that is, all the possible phase portraits without taking into account
22 the presence and number of cycles. Since in quadratic systems a limit cycle can only surround a
23 single finite singular point, and which must necessarily be a focus [12], then it is enough to identify
24 the outermost limit cycle of a nesting of cycles with a point, and interpret the stability of that point
25 as the outer stability of this cycle, and study everything that can happen to the phase portrait in
26 the rest of the space.

27 Within the families of quadratic systems that were studied in the 20th century, we would highlight
28 the study of the structurally stable quadratic systems, modulo limit cycles. That is, the goal was to
29 determine how many and which phase portraits of a quadratic system cannot be modified by small
30 perturbations in their coefficients. To obtain a structurally stable system modulo limits cycles we
31 need few conditions: we do not allow the existence of multiple singular points and the existence of
32 connections of separatrices. Centers, weak foci, semi-stable cycles, and all other unstable elements
33 are submerged in the quotient modulo limit cycles. This systematic analysis [3] showed that the
34 structurally stable quadratic systems sum a total of 44 topologically distinct phase portraits.

35 Once assumed that, if we get to obtain a global classification of quadratic systems before solv-
36 ing Hilbert's 16th problem, this will have to be modulo limit cycles. We proposed to carry out a
37 systematic global classification and, for this, we cannot be attained only to the study of families of
38 systems that do not give more than extremely local visions of global parameter space. Even applying
39 to our quadratic system a linear change of coordinates plus a translation and a time rescaling, which
40 supposes a reduction from the initial 12 parameters to a limited set of systems with 5 parameters,
41 \mathbb{R}^5 is still a very large space.

42 There are two ways to carry out a systematic study of all the phase portraits of the quadratic

1 systems. One of them is the one initiated by Reyn in which he studied the phase portraits of all the
 2 quadratic systems in which all the finite singular points have coalesced with infinite singular points
 3 [27]. Later, he studied those in which exactly three finite singular points have coalesced with points
 4 of infinity, so there remains one finite and real. And then he completed the study of the cases in
 5 which two finite singular points have coalesced with points of infinity, originating two real points, or
 6 one double point, or two complex points. His work on finite multiplicity three was incomplete and
 7 finite multiplicity four was unaffordable.

8 The other approach, instead of working from the highest degrees of degeneracy to the lower ones,
 9 is going in the contrary direction. We already know that the structurally stable quadratic systems
 10 sum 44 topologically distinct phase portrait, as we mentioned above. The natural problem to be
 11 studied after was the structurally unstable quadratic differential systems of codimension one. This
 12 study [5] was done in approximately 20 years and finally we obtained at least 204 (and at most 211)
 13 topologically phase portraits of codimension one modulo limit cycles.

14 The next step is to study the structurally unstable quadratic systems of codimension two, modulo
 15 limit cycles. The approach is the same used in the previous two works [3, 5]. We start looking for all
 16 the topologically possible phase portraits of codimension two, and then try to realize all of them or
 17 show that some of them are impossible.

18 Since there are 19 cases of codimension two to be analyzed, it should be impracticable to perform
 19 a single paper with all the results. So we decided to split it in several papers, and this present article
 20 is the first one of this series.

21 In what follows, we recall some definition and notation used in this paper, and then we explain
 22 all these 19 cases of structurally unstable quadratic systems of codimension two, one by one, and
 23 present the completion of the first case.

24 Let X be a vector field. A point $p \in \mathbb{R}^2$ such that $X(p) = 0$ (respectively $X(p) \neq 0$) is called a
 25 *singular point* (respectively *regular point*) of the vector field X .

26 Let $P_n(\mathbb{R}^2)$ be the set of all polynomial vector fields on \mathbb{R}^2 of the form $X(x, y) = (P(x, y), Q(x, y))$,
 27 with P and Q polynomials in the variables x and y of degree at most n (with $n \in \mathbb{N}$). In this set
 28 we consider the *coefficient topology* by identifying each vector field $X \in P_n(\mathbb{R}^2)$ with a point of
 29 $\mathbb{R}^{(n+1)(n+2)}$ (see more details in [5]).

30 For $X \in P_n(\mathbb{R}^2)$, we consider the *Poincaré compactified vector field* $p(X)$ corresponding to X as
 31 the vector field induced on \mathbb{S}^2 as described in [1, 5, 14, 16, 32]). Concerning this, a singular point q of
 32 $X \in P_n(\mathbb{R}^2)$ is called *infinite* (respectively *finite*) if it is a singular point of $p(X)$ in \mathbb{S}^1 (respectively
 33 in $\mathbb{S}^2 \setminus \mathbb{S}^1$).

34 Now, we present the local classification of the singular points of $p(X)$. Let q be a singular point
 35 of $p(X)$.

36 The classical definitions are:

- 37 • q is *non-degenerate* if $\det(Dp(X)(q)) \neq 0$, i.e. the determinant of the linear part of $p(X)$ at
 38 the singular point q is nonzero;
- 39 • q is *hyperbolic* if the two eigenvalues of $Dp(X)(q)$ have real part different from 0;
- 40 • q is *semi-hyperbolic* if exactly one eigenvalue of $Dp(X)(q)$ is equal to 0.

1 However, we also may use new notation introduced in [7] directly related to the Jacobian matrix
 2 of the singularity. We have:

- 3 • q is *elemental* if both of its eigenvalues are non-zero;
- 4 • q is *semi-elemental* if exactly one of its eigenvalues equals to zero;
- 5 • q is *nilpotent* if both of its eigenvalues are zero, but its Jacobian matrix at this point is non-
 6 identically zero;
- 7 • q is *intricate* if its Jacobian matrix is identically zero;
- 8 • q is an *elemental saddle* if $\det(Dp(X)(q)) < 0$, i.e. the product of the eigenvalues of $Dp(X)(q)$
 9 is negative;
- 10 • q is an *elemental antisaddle* if $\det(Dp(X)(q)) > 0$ and the neighborhood of q is not formed by
 11 periodic orbits, in which case we would call it a *center*, i.e., it is either a node or a focus.

12 The *intricate* singularities are usually called in the literature *linearly zero*. We use here the term
 13 *intricate* to indicate the rather complicated behavior of phase curves around such a singularity.

14 **Remark 1.** *Saddles have always (topological) index -1 and antisaddles have index $+1$ (see [14, 19]*
 15 *for the definition of index of a singular point).*

16 We encourage the reader to recall the definition of characteristic directions and finite sectoral
 17 decomposition of vector fields $p(X) \in P_n(\mathbb{S}^2)$ (or $X \in P_n(\mathbb{R}^2)$) (for instance, see [14]).

18 Let $p(X) \in P_n(\mathbb{S}^2)$ (respectively $X \in P_n(\mathbb{R}^2)$). A *separatrix* of $p(X)$ (respectively X) is an orbit
 19 which is either a singular point (respectively a finite singular point), or a limit cycle, or a trajectory
 20 which lies in the boundary of a hyperbolic sector at a singular point (respectively a finite singular
 21 point). Neumann [22] proved that the set formed by all separatrices of $p(X)$, denoted by $S(p(X))$,
 22 is closed. The open connected components of $\mathbb{S}^2 \setminus S(p(X))$ are called *canonical regions* of $p(X)$. We
 23 define a *separatrix configuration* as the union of $S(p(X))$ plus one representative solution chosen from
 24 each canonical region. Two separatrix configurations S_1 and S_2 of vector fields of $P_n(\mathbb{S}^2)$ (respectively
 25 $P_n(\mathbb{R}^2)$) are said to be *topologically equivalent* if there is an orientation-preserving homeomorphism
 26 of \mathbb{S}^2 (respectively \mathbb{R}^2) which maps the trajectories of S_1 onto the trajectories of S_2 .

27 We define *skeleton of separatrices* as the union of $S(p(X))$ without the representative solution of
 28 each canonical region. Thus, a skeleton of separatrices can still produce different separatrix config-
 29 urations.

30 In this paper we call a *heteroclinic orbit* as a separatrix which starts and ends on different points
 31 and a *homoclinic orbit* as a separatrix which starts and ends at the same point. A *loop* is formed by a
 32 homoclinic orbit and its associated singular point. These orbits are also called separatrix connections.

33 A vector field $p(X) \in P_n(\mathbb{S}^2)$ is said to be *structurally stable with respect to perturbations in*
 34 $P_n(\mathbb{S}^2)$ if there exists a neighborhood V of $p(X)$ in $P_n(\mathbb{S}^2)$ such that $p(Y) \in V$ implies that $p(X)$
 35 and $p(Y)$ are topologically equivalent; that is, there exists a homeomorphism of \mathbb{S}^2 , which preserves
 36 \mathbb{S}^1 , carrying orbits of the flow induced by $p(X)$ onto orbits of the flow induced by $p(Y)$, preserving
 37 sense but not necessarily parameterization.

1 Since in this paper we are interested in the classification of the structurally unstable quadratic
 2 vector fields of codimension two, we recall the concept of quadratic vector fields of lower codimension
 3 in structural stability.

4 Recalling the works of Peixoto [23], restricted to the class of the quadratic vector fields, we have
 5 the following result:

6 **Theorem 1.** *Consider $p(X) \in P_n(\mathbb{S}^2)$ (or $X \in P_n(\mathbb{R}^2)$). This system is structurally stable if and*
 7 *only if*

8 (i) *the finite and infinite singular points are hyperbolic;*

9 (ii) *the limit cycles are hyperbolic;*

10 (iii) *there are no saddle connections.*

11 *Moreover, the structurally stable systems form an open and dense subset of $P_n(\mathbb{S}^2)$ (or $P_n(\mathbb{R}^2)$).*

12 The studies done up to now on structurally stable systems and codimension one systems are
 13 modulo limit cycles, so it is sufficient to consider only conditions (i) and (iii) of Theorem 1. We refer
 14 to these conditions as *stable objects*.

15 According to [3] there are 44 topologically distinct structurally stable quadratic vector fields.
 16 Concerning the codimension one quadratic vector fields, we allow the break of only one stable object.
 17 In other words, a quadratic vector field X is *structurally unstable of codimension one modulo limit*
 18 *cycles* if and only if

19 (I) It has one and only one structurally unstable object of codimension one, i.e. one of the following
 20 types:

21 (I.1) a saddle-node q of multiplicity two with $\rho_0 = (\partial P/\partial x + \partial Q/\partial y)_q \neq 0$;

22 (I.2) a separatrix from one saddle point to another;

23 (I.3) a separatrix forming a loop for a saddle point with $\rho_0 \neq 0$ evaluated at the saddle.

24 (II) It has no structurally unstable limit cycles, saddle-point separatrices forming a loop, or singular
 25 points other than those listed in (I).

26 (III) If the vector field has a saddle-node, none of its separatrices may go to a saddle point and no
 27 two separatrices of the saddle-node are continuation one of the other.

28 In what follows, instead of talking about codimension one modulo limit cycles, we will simply say
 29 *codimension one**.

30 As described in Chapter 5 of [5], the codimension one* quadratic vector fields can be allocated
 31 in four groups, according to the bifurcations that occur to the singular points of structurally stable
 32 quadratic vector fields X .

33 (A) When a finite saddle and a finite node of X coalesce and disappear.

- 1 (B) When an infinite saddle and an infinite node of X coalesce and disappear.
- 2 (C) When a finite saddle (respectively node) and an infinite node (respectively saddle) of X coalesce
3 and then they exchange positions.
- 4 (D) When we have a saddle-to-saddle connection. This group is split into five subgroups according
5 to the type of the connection: (a) finite-finite (heteroclinic orbit), (b) loop (homoclinic orbit),
6 (c) finite-infinite, (d) infinite-infinite between symmetric points and (e) infinite-infinite between
7 adjacent points.

8 Recalling the main result in [5], the phase portraits in all these four groups sum up 211 topological
9 distinct ones, where 204 of these total are proved to be realizable and the remaining 7 are conjectured
10 to be impossible.

11 The next step is to classify, modulo limit cycles, the codimension two quadratic vector fields.

12 Since the concept of codimension applied to topological phase portraits of quadratic vector fields
13 can become a little weird if we continue in this same way, we better give a better definition of
14 codimension.

15 **Definition 1.** *We say that a phase portrait of a quadratic vector field is structurally stable if any*
16 *sufficiently small perturbation in the parameter space leaves the phase portrait topologically equivalent*
17 *the previous one.*

18 **Definition 2.** *We say that a phase portrait of a quadratic vector field is structurally unstable of*
19 *codimension k if any sufficiently small perturbation in the parameter space either leaves the phase*
20 *portrait topologically equivalent the previous one or it moves it to a lower codimension one, and there*
21 *is at least one perturbation that moves it to the codimension $k - 1$.*

22 **Remark 2.** 1. *When applying these definitions, modulo limit cycles, to phase portraits with cen-*
23 *ters, it would say that some phase portraits with centers would be of codimension as low as*
24 *two, while geometrically they occupy a much smaller region in \mathbb{R}^{12} . So, the best way to avoid*
25 *inconsistencies in the definitions is to tear apart the phase portraits with centers, that we know*
26 *they are in number 31 [33], and just work with systems without centers.*

27 2. *Starting in cubic systems, the definition of topologically equivalence, modulo limit cycles, be-*
28 *comes more complicated since we can have limit cycles having only one singularity in its interior*
29 *or more than one. So we cannot collapse the limit cycle because its interior is also relevant for*
30 *the phase portrait.*

31 3. *Moreover, our definition of codimension needs also more precision starting with cubic systems*
32 *due to new phenoma that may happen there.*

33 Then, according to this definition concerning codimension two, and the previously known results
34 of codimension one, we have the result:

35 **Theorem 2.** *A polynomial vector field in $P_2(\mathbb{R}^2)$ is structurally unstable of codimension two modulo*
36 *limit cycles if and only if all its objects are stable except for the break of exactly two stable objects. In*
37 *other words, we allow the presence of two unstable objects of codimension one or one of codimension*
38 *two.*

1 Combining the groups of codimension one* quadratic vector fields one to each other, we obtain 10
 2 new groups, where one of them is split into 15 subgroups, according to Tables 1 and 2.

Table 1: Families of structurally unstable quadratic vector fields of codimension two considered from combinations of the groups of codimension one*: A, B, C and D (which in turn is split into a, b, c, d and e)

	A	B	C	D
A	AA	-	-	-
B	AB	BB	-	-
C	AC	BC	CC	-
D	AD (5 cases)	BD (5 cases)	CD (5 cases)	see Table 2

Table 2: Families of structurally unstable quadratic vector fields of codimension two in the group DD (see Table 1)

	a	b	c	d	e
a	(aa)				
b	(ab)	(bb)			
c	(ac)	(bc)	(cc)		
d	(ad)	(bd)	(cd)	(dd)	
e	(ae)	(be)	(ce)	(de)	(ee)

3 Analogously, instead of talking about codimension two modulo limit cycles, we will simply say
 4 *codimension two**.

5 Geometrically, the codimension two* groups can be described as follows. Let X be a codimension
 6 one* quadratic vector field. We have the following families:

7 (AA) Either when a finite saddle (respectively a finite node) of X coalesces with the finite saddle-
 8 node, giving birth to a semi-elemental triple saddle: $\bar{s}_{(3)}$ (respectively a triple node: $\bar{n}_{(3)}$), or
 9 when both separatrices of the saddle-node limiting its parabolic sector coalesce, giving birth
 10 to a cusp of multiplicity two: $\hat{c}p_{(2)}$, or when another finite saddle-node is formed, having then
 11 two finite saddle-nodes: $\bar{s}n_{(2)} + \bar{s}n_{(2)}$. Since the phase portraits with $\bar{s}_{(3)}$ and with $\bar{n}_{(3)}$ would
 12 be topologically equivalent to structurally stable phase portraits and we are mainly interested
 13 in new phase portraits, we will skip them in this classification. Anyway, we may find them in
 14 the papers [9] and [10].

15 (AB) When an infinite saddle and an infinite node of X coalesce plus a finite saddle-node: $\bar{s}n_{(2)} +$
 16 $\begin{pmatrix} 0 \\ 2 \end{pmatrix} SN$.

17 (AC) When we have a finite saddle-node and when a finite saddle (respectively node) and an infinite
 18 node (respectively saddle) of X coalesce: $\bar{s}n_{(2)} + \begin{pmatrix} 1 \\ 1 \end{pmatrix} SN$.

19 (AD) When we have a finite saddle-node plus a separatrix connection, considering all five types of
 20 group D.

- 1 (BB) When an infinite saddle (respectively an infinite node) of X coalesces with an existing infinite
2 saddle-node $\overline{\binom{0}{2}}SN$, leading to a triple saddle: $\overline{\binom{0}{3}}S$ (respectively a triple node: $\overline{\binom{0}{3}}N$).
- 3 (BC) When a finite antisaddle (respectively finite saddle) of X coalesces with an existing infinite
4 saddle-node $\overline{\binom{0}{2}}SN$, leading to a nilpotent elliptic saddle $\widehat{\binom{1}{2}}E - H$ (respectively nilpotent saddle
5 $\widehat{\binom{1}{2}}HHH - H$). Or it may also happen that a finite saddle (respectively node) coalesces with
6 an elemental node (respectively saddle) in a phase portrait having already an $\overline{\binom{0}{2}}SN$, having
7 then in total $\overline{\binom{1}{1}}SN + \overline{\binom{0}{2}}SN$.
- 8 (BD) When we have an infinite saddle-node $\overline{\binom{0}{2}}SN$ plus a separatrix connection, considering all five
9 types of group D.
- 10 (CC) Either when a finite saddle (respectively finite node) of X coalesces with an existing infinite
11 saddle-node $\overline{\binom{1}{1}}SN$, leading to an semi-elemental triple saddle $\overline{\binom{2}{1}}S$ (respectively an semi-
12 elemental triple node $\overline{\binom{2}{1}}N$), or when a finite saddle (respectively node) and an infinite node
13 (respectively saddle) of X coalesce plus an another existing infinite saddle-node $\overline{\binom{1}{1}}SN$, leading
14 to two infinite saddle-nodes $\overline{\binom{1}{1}}SN + \overline{\binom{1}{1}}SN$.
- 15 (CD) When we have an infinite saddle-node $\overline{\binom{1}{1}}SN$ plus a saddle to saddle connection, considering
16 all five types of group D.
- 17 (DD) When we have two saddle to saddle connections, which are grouped as follows:
- 18 (aa) two finite-finite heteroclinic connections;
- 19 (ab) a finite-finite heteroclinic connection and a loop;
- 20 (ac) a finite-finite heteroclinic connection and a finite-infinite connection;
- 21 (ad) a finite-finite heteroclinic connection and an infinite-infinite connection between symmet-
22 ric points;
- 23 (ae) a finite-finite heteroclinic connection and an infinite-infinite connection between adjacent
24 points;
- 25 (bb) two loops;
- 26 (bc) a loop and a finite-infinite connection;
- 27 (bd) a loop and an infinite-infinite connection between symmetric points;
- 28 (be) a loop and an infinite-infinite connection between adjacent points;
- 29 (cc) two finite-infinite connections;
- 30 (cd) a finite-infinite connection and an infinite-infinite connection between symmetric points;
- 31 (ce) a finite-infinite connection and an infinite-infinite connection between adjacent points;
- 32 (dd) two infinite-infinite connections between symmetric points;
- 33 (de) an infinite-infinite connection between symmetric points and an infinite-infinite connection
34 between adjacent points;
- 35 (ee) two infinite-infinite connections between adjacent points.

1 Some other of these cases have also been proved to be empty in an on course paper.

2 The main goal of this paper is to present the global phase portraits of the vector fields $X \in P_2(\mathbb{R}^2)$
3 belonging to the group AA and make sure that they are realizable.

4 Let \sum_0^2 denote the set of all planar structurally stable vector fields and $\sum_i^2(S)$ denote the set of
5 all structurally unstable vector fields $X \in P_2(\mathbb{R}^2)$ of codimension i , modulo limit cycles belonging
6 to the group S , where S is a group of vector field with the same type of instability, for instance,
7 $X \in \sum_2^2(AA)$ denote the set of all structurally unstable vector fields $X \in P_2(\mathbb{R}^2)$ of codimension
8 two* belonging to the group AA .

9 With all of these we can formulate the next theorem.

10 **Theorem 3.** *If $X \in \sum_2^2(AA) \setminus \sum_0^2$, then its phase portrait on the Poincaré disc is topologically*
11 *equivalent modulo orientation and modulo limit cycles to one of the 34 phase portraits of Figures 1*
12 *and 2, and all of them are realizable.*

13 In Section 2, we make a brief description of phase portraits of codimensions zero and one that
14 are needed in this paper. In Section 3, we make the list of topologically possible phase portraits of
15 codimension two in family AA , removing already some which are proved impossible, and in Section
16 4, we prove the realization of all of them but one, which is proved to be impossible with a more
17 detailed argument.

18 2 Quadratic vector fields of codimension zero and one

19 In this section we summarize all the needed results from the book of Artés, Llibre and Rezende [5].
20 The following result is a restriction of Theorem 1.1 of [5] to the group A . We denote by $\sum_1^2(A)$
21 the set of all structurally unstable vector fields $X \in P_2(\mathbb{R}^2)$ of codimension one* belonging to the
22 group A .

23 **Theorem 4.** *If $X \in \sum_1^2(A)$, then its phase portrait on the Poincaré disc is topologically equivalent*
24 *modulo orientation and modulo limit cycles to one of the 70 phase portraits of Figures 3 to 5, and*
25 *all of them are realizable.*

26 The next result describes which phase portraits were discarded in [5] because they were not re-
27 alizable, but their role now is important in the process of discarding impossible phase portraits of
28 codimension two*.

29 **Theorem 5.** *In order to obtain a phase portrait of a structurally unstable quadratic vector field of*
30 *codimension one* from group A it is necessary and sufficient to coalesce a finite saddle and a finite*
31 *node from a structurally stable quadratic vector field, which leads to a finite saddle-node, and after*
32 *some small perturbation it disappears. For the vector fields in this group, the following statements*
33 *hold.*

34 (a) *In Table 3 we may see in the first and fifth columns the structurally stable quadratic vector*
35 *fields (following the notation present in [3, 5]) which, after the bifurcation cited above, lead to*
36 *at least one phase portrait of codimension one* from group A .*

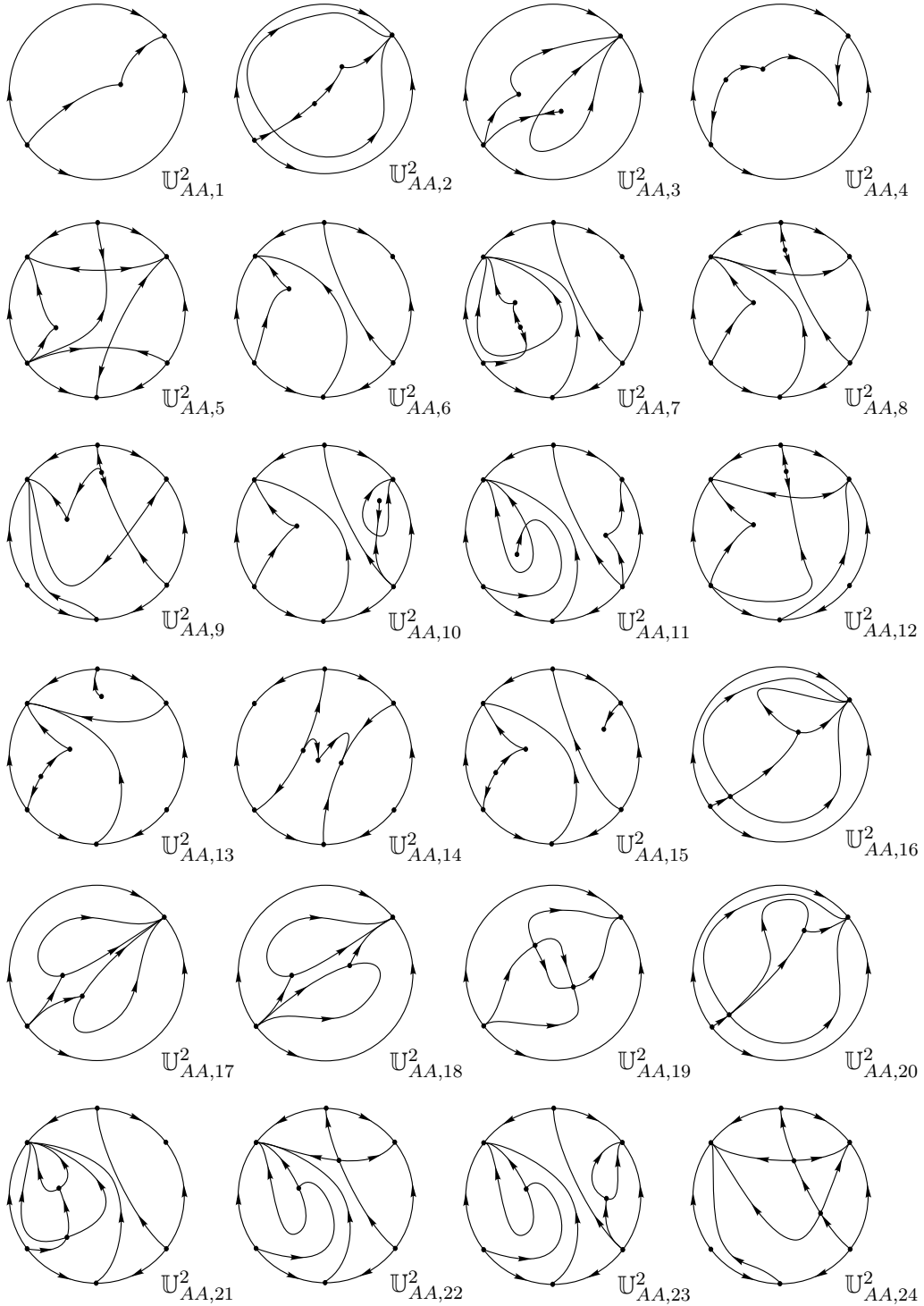


Figure 1: Structurally unstable quadratic phase portraits of codimension two* of family AA

- 1 (b) Inside this group A, we have a total of 77 topologically distinct phase portraits according to the
 2 different α -limit or ω -limit of the separatrices of their saddles, 7 of which are non-realizable
 3 (they are given in Table 4). These numbers are given in the second and sixth columns of Table 3.

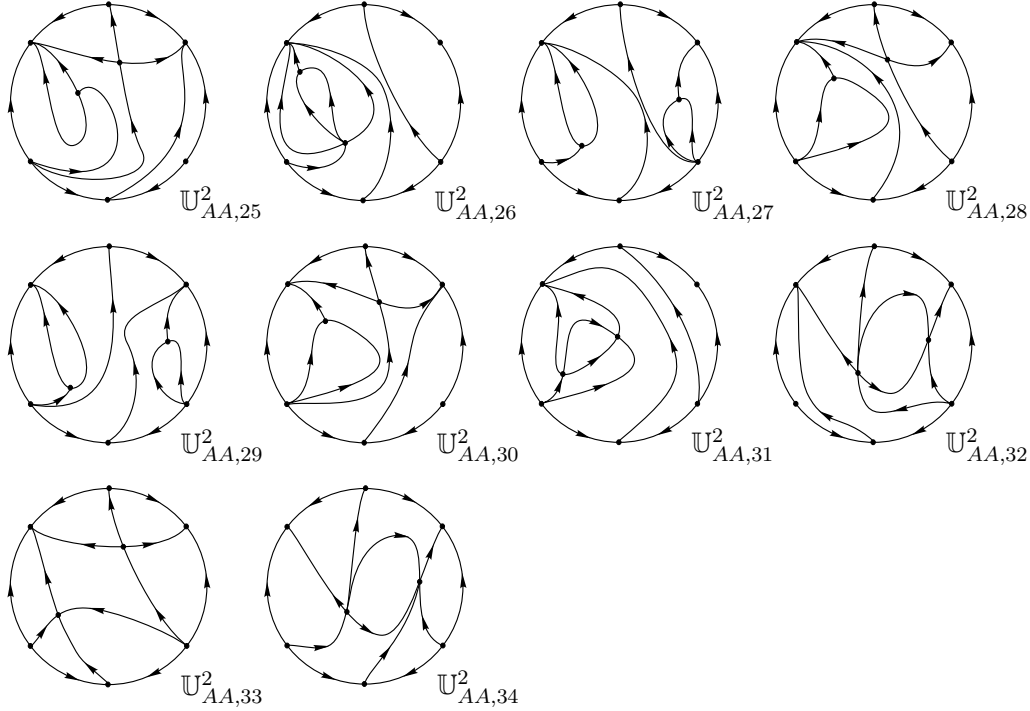


Figure 2: (Cont.) Structurally unstable quadratic phase portraits of codimension two* of family AA

1 (c) From these numbers of possible phase portraits, most of them are realizable. That is, even
 2 though there is the topological possibility of their existence, some of them break some analytical
 3 property which makes them not realizable inside quadratic vector fields. We have a total of 70
 4 realizable phase portraits. In the third and seventh columns of Table 3 we present the number
 5 of realizable cases coming from the bifurcation of each structurally stable phase portrait, and
 6 in the fourth and eighth columns we present the bifurcated phase portraits of codimension one*
 7 associated to each one.

8 (d) There are then 7 non-realizable cases from group A which we now collect in a single picture
 9 (see Figure 6) and denote by $\mathbb{U}_{I,b}^1$, where \mathbb{U}_I^1 stands for Impossible of codimension one* and
 10 $b \in \{1, 2, 3, 103, 104, 105, 106\}$. These phase portraits are all drawn in [5], distributed along
 11 the paper having already the notation given above. Anyway, we provide Table 4 in order to
 12 relate easily (giving also the page where they appear first and the page they are proved to be
 13 impossible).

14 An important result to study the impossibility of some phase portraits is Corollary 3.29 of [5].

15 **Corollary 1.** *If one of the structurally stable vector fields that bifurcates from a possible struc-*
 16 *turally unstable vector field of codimension one is not realizable, then this unstable system is also not*
 17 *realizable.*

18 This corollary can easily be adapted for higher codimensions.

19 **Theorem 6.** *If one of the phase portraits of codimension k that bifurcates from a possible codimen-*
 20 *sion $k + 1$ phase portrait is not realizable, then this latter phase portrait is also not realizable.*

Table 3: Possible and realizable bifurcated phase portraits for a given structurally stable quadratic vector field. In this table, **SSQVF** stands for structurally stable quadratic vector fields, $\#_p$ (respectively $\#_r$) for the number of topologically possible (respectively realizable) phase portraits of codimension one* bifurcated from the respective SSQVF, and **SU1** for the respective phase portraits of codimension one*

SSQVF [3]	$\#_p$	$\#_r$	SU1 [5]	SSQVF [3]	$\#_p$	$\#_r$	SU1 [5]
$S_{2,1}^2$	1	1	$U_{A,1}^1$	$S_{10,6}^2$	2	2	$U_{A,34}^1, U_{A,35}^1$
$S_{3,1}^2$	3	3	$U_{A,2}^1, U_{A,3}^1, U_{A,4}^1$	$S_{10,7}^2$	4	3	$U_{A,36}^1, U_{A,37}^1, U_{A,38}^1$
$S_{3,2}^2$	1	1	$U_{A,5}^1$	$S_{10,8}^2$	1	1	$U_{A,39}^1$
$S_{3,3}^2$	1	1	$U_{A,6}^1$	$S_{10,9}^2$	2	2	$U_{A,40}^1, U_{A,41}^1$
$S_{3,4}^2$	1	1	$U_{A,7}^1$	$S_{10,10}^2$	4	2	$U_{A,42}^1, U_{A,43}^1$
$S_{3,5}^2$	3	3	$U_{A,8}^1, U_{A,9}^1, U_{A,10}^1$	$S_{10,11}^2$	1	1	$U_{A,44}^1$
$S_{5,1}^2$	3	3	$U_{A,11}^1, U_{A,12}^1, U_{A,13}^1$	$S_{10,12}^2$	2	2	$U_{A,45}^1, U_{A,46}^1$
$S_{7,1}^2$	1	1	$U_{A,14}^1$	$S_{10,13}^2$	4	4	$U_{A,47}^1, U_{A,48}^1, U_{A,49}^1, U_{A,50}^1$
$S_{7,2}^2$	2	2	$U_{A,15}^1, U_{A,16}^1$	$S_{10,14}^2$	4	3	$U_{A,51}^1, U_{A,52}^1, U_{A,53}^1$
$S_{7,3}^2$	1	1	$U_{A,17}^1$	$S_{10,15}^2$	1	1	$U_{A,54}^1$
$S_{7,4}^2$	1	1	$U_{A,18}^1$	$S_{10,16}^2$	1	1	$U_{A,55}^1$
$S_{9,1}^2$	1	1	$U_{A,19}^1$	$S_{12,1}^2$	2	2	$U_{A,56}^1, U_{A,57}^1$
$S_{9,2}^2$	1	1	$U_{A,20}^1$	$S_{12,2}^2$	3	3	$U_{A,58}^1, U_{A,59}^1, U_{A,60}^1$
$S_{9,3}^2$	1	1	$U_{A,21}^1$	$S_{12,3}^2$	2	2	$U_{A,61}^1, U_{A,62}^1$
$S_{10,1}^2$	3	3	$U_{A,22}^1, U_{A,23}^1, U_{A,24}^1$	$S_{12,4}^2$	3	2	$U_{A,63}^1, U_{A,64}^1$
$S_{10,2}^2$	2	2	$U_{A,25}^1, U_{A,26}^1$	$S_{12,5}^2$	2	2	$U_{A,65}^1, U_{A,66}^1$
$S_{10,3}^2$	3	2	$U_{A,27}^1, U_{A,28}^1$	$S_{12,6}^2$	2	2	$U_{A,67}^1, U_{A,68}^1$
$S_{10,4}^2$	2	2	$U_{A,29}^1, U_{A,30}^1$	$S_{12,7}^2$	3	2	$U_{A,69}^1, U_{A,70}^1$
$S_{10,5}^2$	3	3	$U_{A,31}^1, U_{A,32}^1, U_{A,33}^1$				

Table 4: Non-realizable phase portraits from group A which bifurcate from structurally stable quadratic vector fields. The first and fourth columns indicate the structurally stable quadratic vector field (SSQVF) which suffers a bifurcation, the second and fifth columns indicate the pages where they appear in [5] and the third and sixth columns present the corresponding impossible phase portraits

SSQVF [3]	Page [5]	Impossible [5]	SSQVF [3]	Page [5]	Impossible [5]
$S_{10,3}^2$	78	$U_{I,1}^1$	$S_{10,14}^2$	87	$U_{I,3}^1$
$S_{10,7}^2$	(82) 213	$U_{I,103}^1$	$S_{12,4}^2$	(90) 214	$U_{I,105}^1$
$S_{10,10}^2$	84; 215	$U_{I,2}^1; U_{I,104}^1$	$S_{12,7}^2$	(91) 212	$U_{I,106}^1$

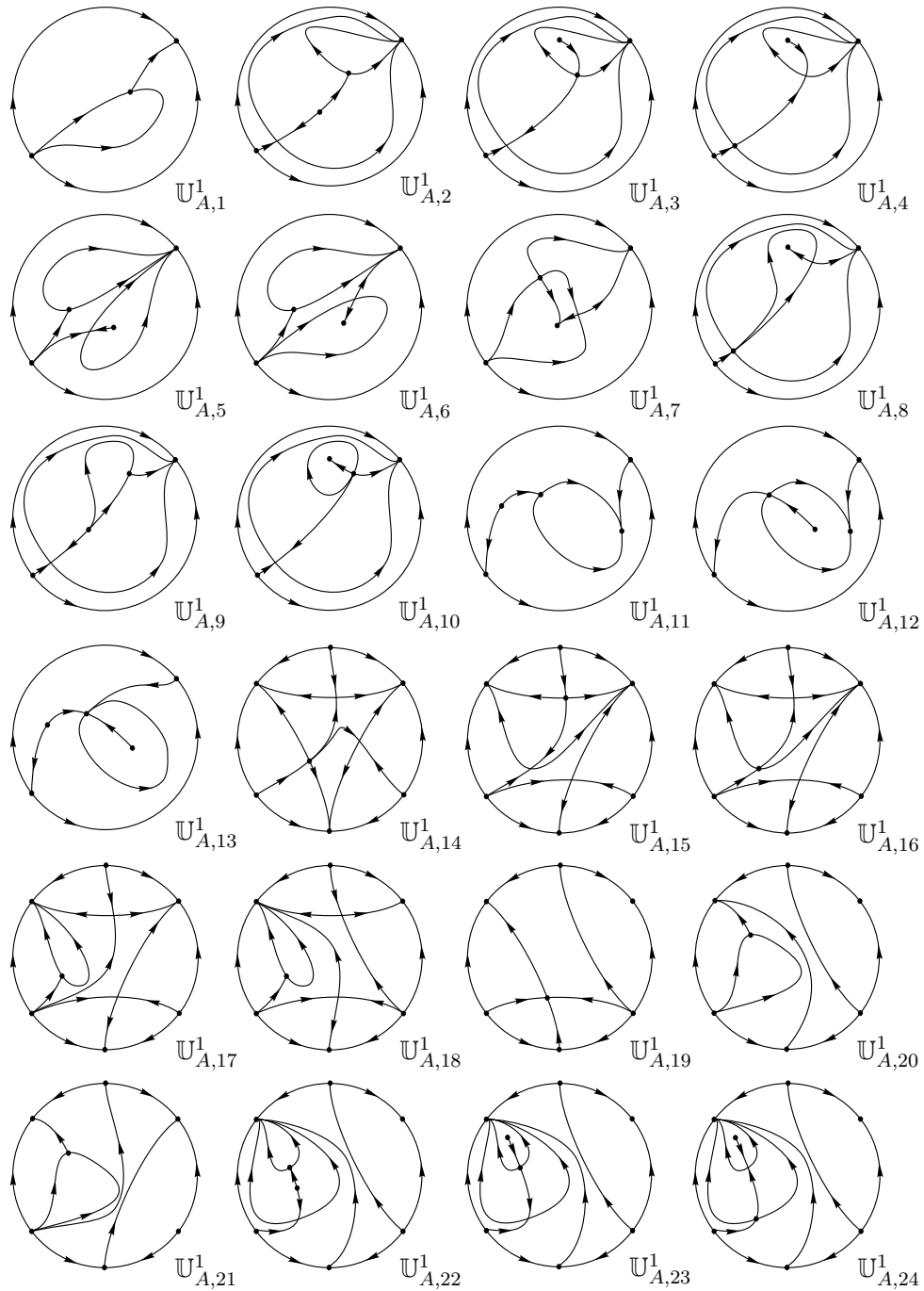


Figure 3: Unstable quadratic systems of codimension one* (cases with a finite saddle-node)

1 3 Proof of Theorem 3: the topologically possible phase portraits

2 Here we consider all 70 realizable structurally unstable quadratic vector fields of codimension one*
 3 from group A .

4 Considering all the different ways to obtain phase portraits belonging to group AA of codimension

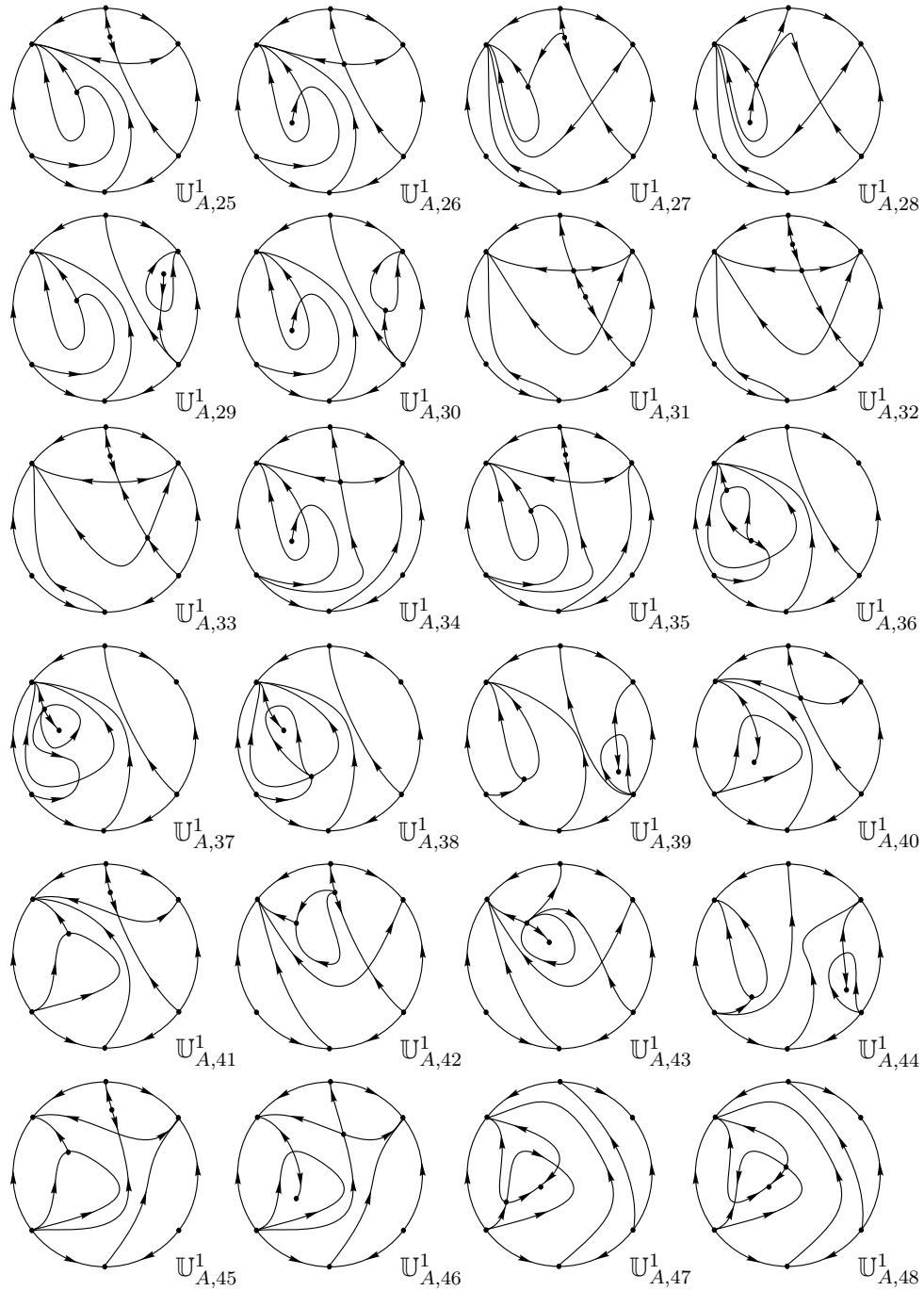


Figure 4: (*Cont.*) Unstable quadratic systems of codimension one* (cases with a finite saddle-node)

1 two*, it is necessary to consider all possible ways of coalescing singular points. We split group AA
 2 into four subgroups as follows:

3 (AA^s) $X \in \Sigma_2^2(AA)$ possessing a triple saddle \bar{s}_3 , resulting from the coalescence of a finite saddle
 4 with the finite saddle-node in the direction of its center manifold;

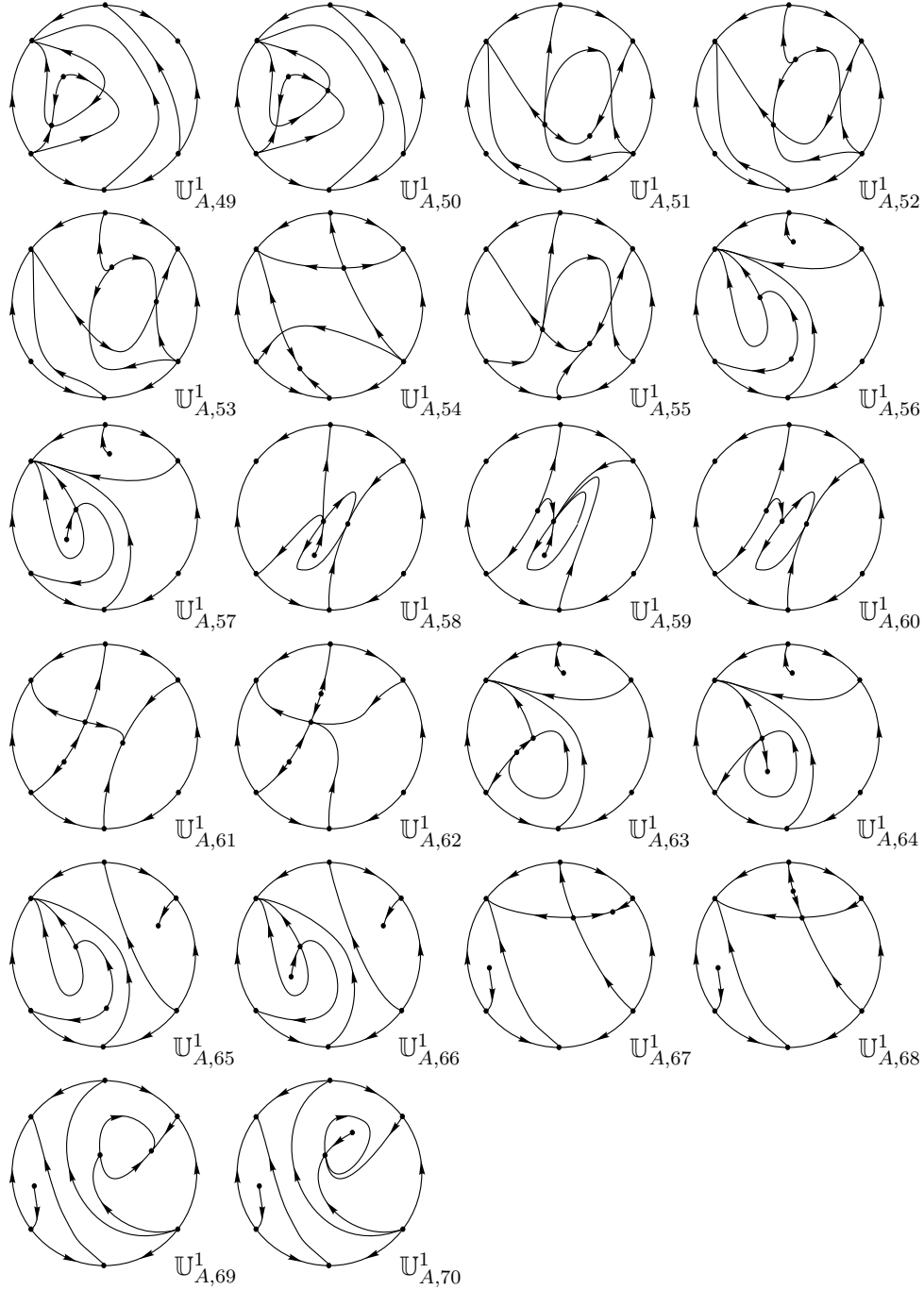


Figure 5: (Cont.) Unstable quadratic systems of codimension one* (cases with a finite saddle-node)

$1(AA^n)$ $X \in \Sigma_2^2(AA)$ possessing a triple node $\bar{n}_{(3)}$, resulting from the coalescence of a finite node with
 2 the finite saddle-node in the direction of its center manifold;

$3(AA^{cp})$ $X \in \Sigma_2^2(AA)$ possessing a cusp of multiplicity two $\widehat{cp}_{(2)}$, resulting from the coalescence of the
 4 two separatrices of the saddle-node having the same stability;

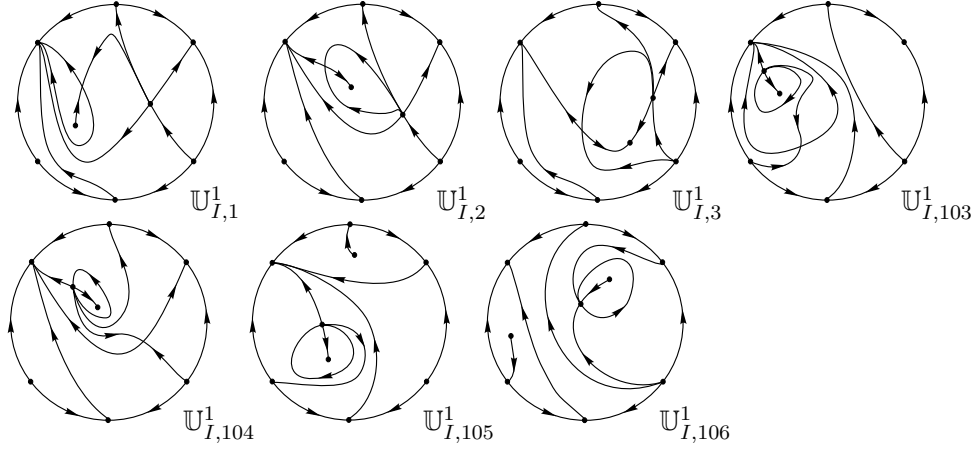


Figure 6: Phase portraits of the non-realizable structurally unstable quadratic vector fields of codimension one* from group A

($AA^{sn,sn}$) $X \in \sum_2^2(AA)$ possessing two finite saddle-nodes $\overline{sn}_{(2)} + \overline{sn}_{(2)}$, resulting from the coalescence of a finite saddle with a finite node plus the existing finite saddle-node.

The next result is a useful tool when working with structurally unstable quadratic vector fields of codimension two* possessing a triple singular point ($\overline{s}_{(3)}$ or $\overline{n}_{(3)}$). Although it is stated for general polynomial vector fields, we will use it only for quadratic ones.

Lemma 1. *Assume that a polynomial vector field X has a finite singular point p being a semi-elemental triple saddle $\overline{s}_{(3)}$ (respectively triple node $\overline{n}_{(3)}$), and this is the only unstable element.*

(a) *Any perturbation of X in a sufficiently small neighborhood of this point will produce either a structurally stable system (with two saddles and one node (respectively one saddle and two nodes), or with only one saddle (respectively one node) in the neighborhood), or a structurally unstable system of codimension one (with one saddle-node and one saddle (respectively one saddle-node and one node)), or a system topologically equivalent to X .*

(b) *All these possibilities of structurally stable systems and of structurally unstable systems of codimension one* are realizable.*

(c) *If the triple saddle $\overline{s}_{(3)}$ (respectively triple node $\overline{n}_{(3)}$) is the only unstable object of codimension two in the region of definition and we consider the perturbation which leaves a saddle-node and a saddle (respectively a saddle-node and a node) in the small neighborhood, then the parabolic sector of the saddle-node (respectively the node) is the ω -limit or α -limit (depending on its stability) of at least one of the separatrices of the saddle (respectively of the central manifold of the saddle-node). We will say that the saddle (respectively, the node) is linked with the saddle-node.*

Proof. Statement (a) is proved in [2] (Theorem 35).

To prove statement (b) we consider system

$$\begin{aligned} x' &= P(x, y), \\ y' &= y + Q(x, y), \end{aligned} \tag{1}$$

1 with P and Q polynomials starting on degree two such that $\partial^2 P/\partial x^2|_{(0,0)} = 0$, $\partial^2 Q/\partial x^2|_{(0,0)} \neq 0$
2 and $\partial^2 P/\partial x\partial y|_{(0,0)} \neq 0$. This system is the normal form for vector fields with a semi-elemental
3 triple singular point at the origin. Thus, $P(x, y)$ and $Q(x, y)$ may be written as $P(x, y) = 2hxy +$
4 $P_1(x, y)$ and $Q(x, y) = lx^2 + Q_1(x, y)$, with $hl \neq 0$ and $\partial^2 P_1/\partial x^2|_{(0,0)} = 0$, $\partial^2 Q_1/\partial x^2|_{(0,0)} = 0$ and
5 $\partial^2 P_1/\partial x\partial y|_{(0,0)} = 0$. Then, by means of the change $x \rightarrow x$ we may assume $h > 0$. It follows from
6 Section 2.11 of [24] that if $l > 0$, we have a triple saddle, and if $l < 0$, we have a triple node.

7 We fix $l > 0$, so system (1) possess a triple saddle. The case $l < 0$ is analogous. Then, we consider
8 the perturbed system for $\varepsilon > 0$ small enough:

$$\begin{aligned} x' &= \varepsilon x^2 + 2hxy + P_1(x, y) = F(x, y), \\ y' &= y + lx^2 + Q_1(x, y) = G(x, y). \end{aligned} \quad (2)$$

9 Then, system (2) possesses two singular points in any sufficiently small neighborhood of the origin:
10 $(0, 0)$ and $(\varepsilon/(2hl) + O(\varepsilon^2), -\varepsilon^2/(4h^2l) + O(\varepsilon^3))$. By the same result of [24], the origin is a saddle-node.
11 Moreover, the Jacobian matrix of (2) evaluated at the other singular point is:

$$\begin{pmatrix} \varepsilon^2/(2hl) + O(\varepsilon^3) & \varepsilon/l + O(\varepsilon^2) \\ \varepsilon/h + O(\varepsilon^2) & 1 + O(\varepsilon) \end{pmatrix},$$

12 whose determinant is $-\varepsilon^2/(2hl) + O(\varepsilon^3)$. So, for $\varepsilon > 0$ sufficiently small, this singular point is a
13 saddle.

14 In order to complete the proof of this statement, we need to guarantee that this saddle-node can
15 be either split into a saddle and a node or disappear, after applying a convenient perturbation. But
16 this is done in Lemma 3.24 of [5].

17 Now, to prove statement (c), we recall that Lemma 3.24(c) of [5] assures that, after applying a
18 convenient small perturbation to a saddle-node, it leaves a saddle and a node, in which case this node
19 is the α -limit or ω -limit of at least one of the separatrices of the saddle. In this sense, having a triple
20 saddle (respectively a triple node), from statement (a) above, there exists a perturbation which leaves
21 two saddles and a node $s_1 + n + s_2$ (respectively a saddle and two nodes $n_1 + s + n_2$). Moreover, from
22 this configuration of singular points, we can generate the following new configurations: $\overline{s_1 n_{(2)}} + s_2$ or
23 $\overline{s_2 n_{(2)}} + s_1$ (respectively $\overline{s n_{1(2)}} + n_2$ or $\overline{s n_{2(2)}} + n_1$). Applying Lemma 3.24(c) of [5] to the saddle-node
24 of each configuration, we obtain that the node n (respectively the saddle s) is linked to the saddles
25 s_1 and s_2 (respectively the nodes n_1 and n_2). Then, we conclude that, after a perturbation of the
26 triple saddle (respectively triple node), leading to a saddle-node and a saddle (respectively a saddle-
27 node and a node), the parabolic sector of the saddle-node (respectively the node) is the α -limit or
28 ω -limit of at least one of the separatrices of the saddle (respectively of the central manifold of the
29 saddle-node). □

30 3.1 Cases AA^s and AA^n

31 In the classes AA^s and AA^n , the unstable object of codimension two* is either a triple saddle $\overline{s}_{(3)}$
32 or triple node $\overline{n}_{(3)}$.

33 By Lemma 1(c), the only way we can coalesce a saddle-node and a saddle or a node is by moving
34 them towards one another along the orbit linking both of them. We will name provisionally the phase
35 portraits which appear here as AA_b^s and AA_b^n , where b is a cardinal.

1 Starting from a phase portrait of codimension one* of group A , we coalesce the saddle-node with
 2 the saddle (respectively the node), obtaining a phase portrait of codimension two* with a triple
 3 saddle (respectively, with a triple node), and then separating this point into a saddle (respectively
 4 a node) plus a saddle-node, we get a phase portrait of codimension one* also belonging to group A .
 5 Moreover, these unfoldings of codimension one* appear in pairs and each pair is linked by a single
 6 codimension two phase portrait.

7 **Lemma 2.** *Each phase portrait from the classes AA^s and AA^n , shown in Figure 7, is topologically*
 8 *equivalent to one of the 44 structurally stable phase portraits in [3]. In Table 5 we present these*
 9 *equivalences, as well as the unfoldings of codimension one*.*

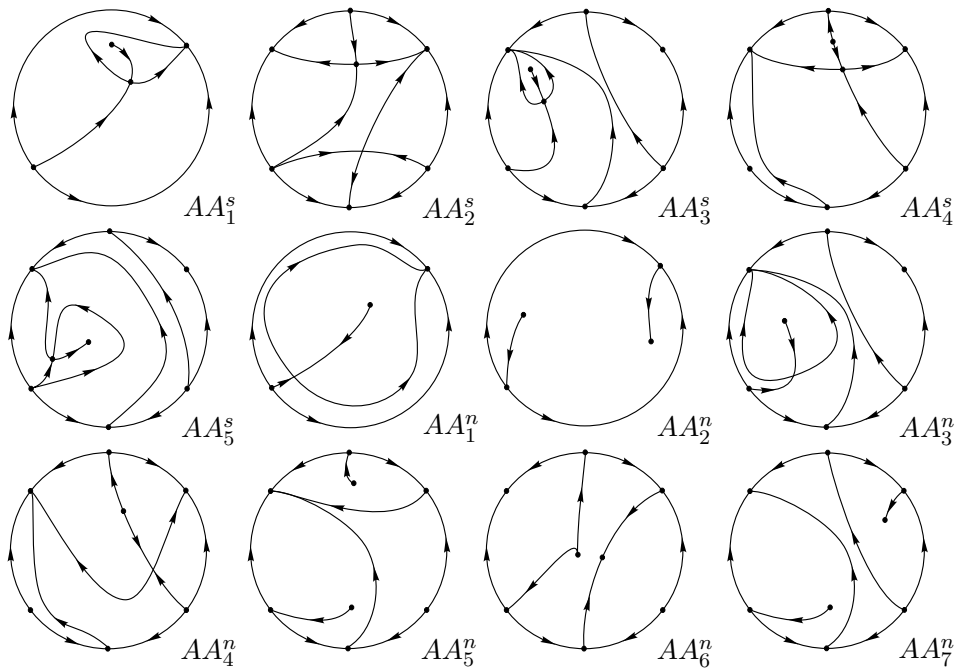


Figure 7: Unstable phase portraits from cases AA^s and AA^n

9

10 *Proof.* Using the technique of coalescing singular points, as in [3, 5], we obtain all the topological
 11 phase portraits in Figure 7. □

12 3.2 Case AA^{cp}

13 In the class AA^{cp} , the unstable object of codimension two* is a cusp $\widehat{cp}_{(2)}$. It is important to mention
 14 that here we are using the notation used in the book [8].

15 Starting from a phase portrait of codimension one* of group A , we coalesce the two separatrices
 16 of the saddle-node having the same stability, obtaining a phase portrait of codimension two* with
 17 a cusp, and then separating these separatrices, we get a phase portrait of codimension one* also
 18 belonging to group A . Moreover, these unfoldings of codimension one* appears in pairs in a one-
 19 to-one correspondence, that is, giving a phase portrait of codimension one* of group A , we can
 20 correspond one and only phase portrait of codimension one* by passing through the family AA^{cp} .

Table 5: Topologically equivalence between phase portraits of codimension two* of classes AA^s and AA^n and structurally stable phase portraits (of codimension zero) in [3]. In the third column, we present the corresponding unfoldings of codimension one*.

Cod-2* phase portrait	Top. equiv. cod 0	Unfoldings of cod 1*
AA_1^s	$S_{2,1}^2$	$U_{A,3}^1; U_{A,4}^1; U_{A,7}^1$
AA_2^s	$S_{6,1}^2$	$U_{A,15}^1; U_{A,16}^1$
AA_3^s	$S_{9,3}^2$	$U_{A,23}^1; U_{A,24}^1; U_{A,49}^1; U_{A,50}^1$
AA_4^s	$S_{9,1}^2$	$U_{A,32}^1; U_{A,33}^1; U_{A,52}^1; U_{A,53}^1$
AA_5^s	$S_{9,2}^2$	$U_{A,47}^1; U_{A,48}^1$
AA_1^n	$S_{2,1}^2$	$U_{A,2}^1; U_{A,3}^1$
AA_2^n	$S_{4,1}^2$	$U_{A,11}^1; U_{A,12}^1$
AA_3^n	$S_{9,3}^2$	$U_{A,22}^1; U_{A,23}^1$
AA_4^n	$S_{9,1}^2$	$U_{A,27}^1; U_{A,28}^1; U_{A,31}^1; U_{A,32}^1$
AA_5^n	$S_{11,1}^2$	$U_{A,56}^1; U_{A,57}^1$
AA_6^n	$S_{11,3}^2$	$U_{A,58}^1; U_{A,60}^1; U_{A,61}^1$
AA_7^n	$S_{11,2}^2$	$U_{A,65}^1; U_{A,66}^1$

1 In order to do this coalescence of separatrices of the nodal sector of the saddle-node cannot receive
 2 any other separatrix. See for example phase portrait $U_{A,3}^1$ to find such impossibility.

3 All the phase portraits with a cusp were already studied in the paper of Jager [20], even of higher
 4 codimension than two and including other finite nilpotent singular points. So we could have relied
 5 on this paper and simply extract the codimension-two examples, but since we have found a gap in
 6 that paper and some phase portraits are missing (even though their are not of codimension two), we
 7 have preferred to obtain all the topological possibilities using a different proceeding and latter check
 8 that they fit with the results of Jager.

9 Phase portrait $U_{A,1}^1$ produces phase portrait AA_1^{cp} (see Figure 8) and after bifurcation we get phase
 10 portrait $U_{A,1}^1$.

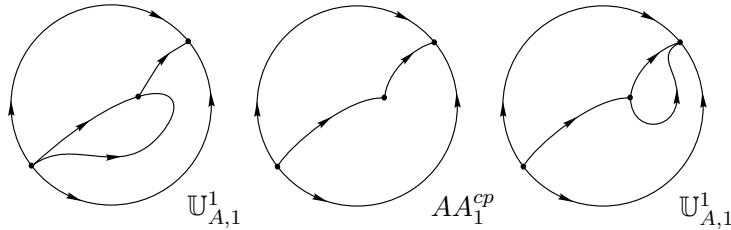


Figure 8: Unstable phase portrait AA_1^{cp}

11 Phase portrait $U_{A,2}^1$ produces phase portrait AA_2^{cp} (see Figure 9) and after bifurcation we get phase
 12 portrait $U_{A,9}^1$.

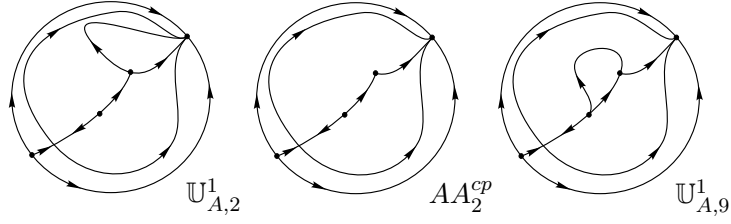


Figure 9: Unstable phase portrait AA_2^{cp}

- 1 Phase portrait $U_{A,5}^1$ produces phase portrait AA_3^{cp} (see Figure 10) and after bifurcation we get
- 2 phase portrait $U_{A,6}^1$.

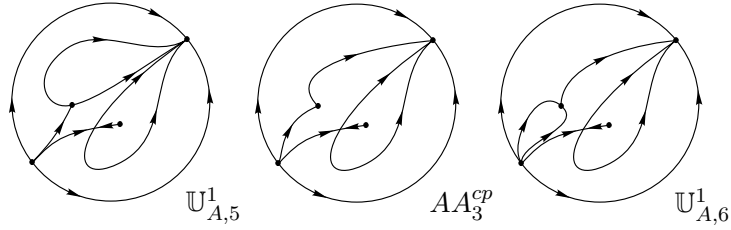


Figure 10: Unstable phase portrait AA_3^{cp}

- 3 Phase portrait $U_{A,11}^1$ produces phase portrait AA_4^{cp} (see Figure 11) and after bifurcation we get
- 4 phase portrait $U_{A,11}^1$.

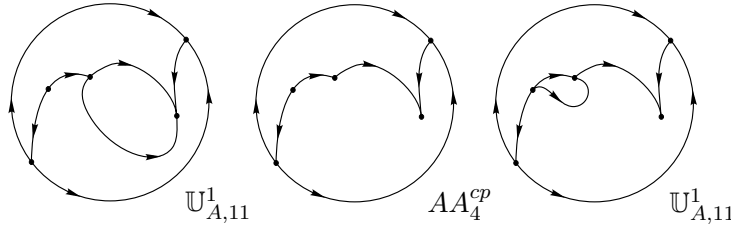


Figure 11: Unstable phase portrait AA_4^{cp}

- 5 Phase portrait $U_{A,17}^1$ produces phase portrait AA_5^{cp} (see Figure 12) and after bifurcation we get
- 6 phase portrait $U_{A,18}^1$.

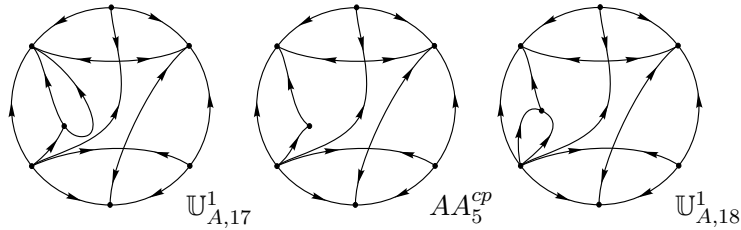


Figure 12: Unstable phase portrait AA_5^{cp}

- 7 Phase portrait $U_{A,20}^1$ produces phase portrait AA_6^{cp} (see Figure 13) and after bifurcation we get

1 phase portrait $\mathbb{U}_{A,21}^1$.

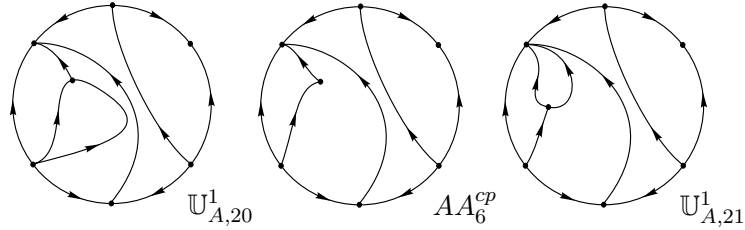


Figure 13: Unstable phase portrait AA_6^{cp}

2 Phase portrait $\mathbb{U}_{A,22}^1$ produces phase portrait AA_7^{cp} (see Figure 14) and after bifurcation we get
 3 phase portrait $\mathbb{U}_{A,36}^1$.

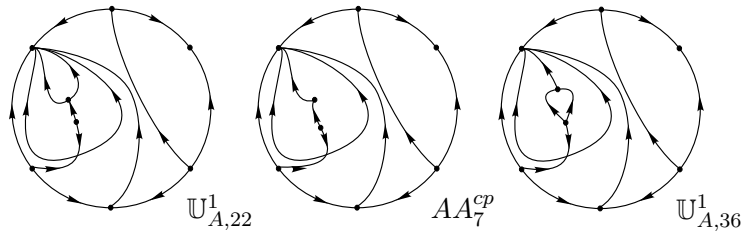


Figure 14: Unstable phase portrait AA_7^{cp}

4 Phase portrait $\mathbb{U}_{A,25}^1$ produces phase portrait AA_8^{cp} (see Figure 15) and after bifurcation we get
 5 phase portrait $\mathbb{U}_{A,41}^1$.

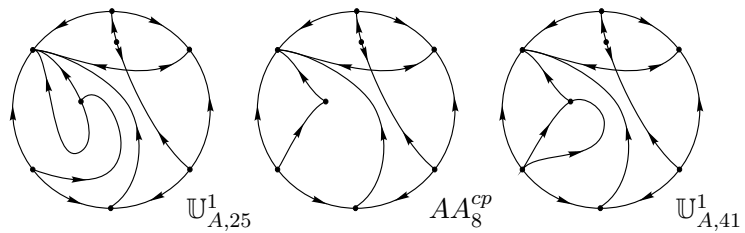


Figure 15: Unstable phase portrait AA_8^{cp}

6 Phase portrait $\mathbb{U}_{A,27}^1$ produces phase portrait AA_9^{cp} (see Figure 16) and after bifurcation we get
 7 phase portrait $\mathbb{U}_{A,42}^1$.

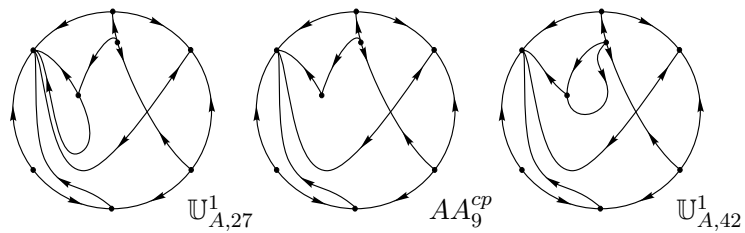


Figure 16: Unstable phase portrait AA_9^{cp}

- 1 Phase portrait $\mathbb{U}_{A,29}^1$ produces phase portrait AA_{10}^{cp} (see Figure 17) and after bifurcation we get
- 2 phase portrait $\mathbb{U}_{A,44}^1$.

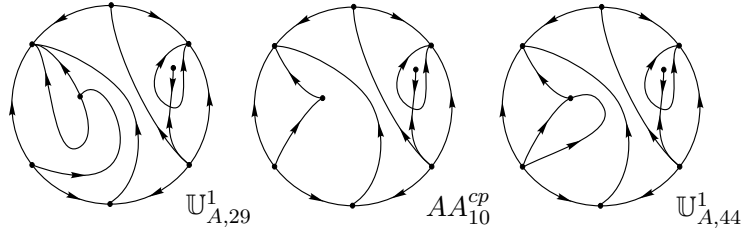


Figure 17: Unstable phase portrait AA_{10}^{cp}

- 3 Phase portrait $\mathbb{U}_{A,30}^1$ produces phase portrait AA_{11}^{cp} (see Figure 18) and after bifurcation we get
- 4 phase portrait $\mathbb{U}_{A,39}^1$.



Figure 18: Unstable phase portrait AA_{11}^{cp}

- 5 Phase portrait $\mathbb{U}_{A,35}^1$ produces phase portrait AA_{12}^{cp} (see Figure 19) and after bifurcation we get
- 6 phase portrait $\mathbb{U}_{A,45}^1$.

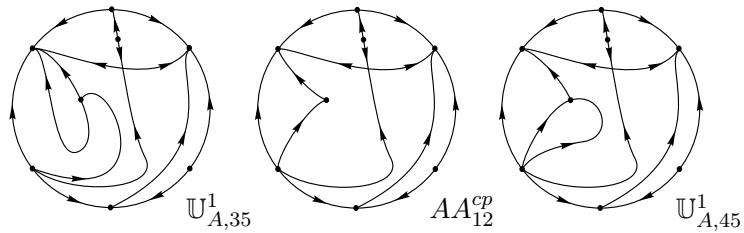


Figure 19: Unstable phase portrait AA_{12}^{cp}

- 7 Phase portrait $\mathbb{U}_{A,56}^1$ produces phase portrait AA_{13}^{cp} (see Figure 20) and after bifurcation we get
- 8 phase portrait $\mathbb{U}_{A,63}^1$.

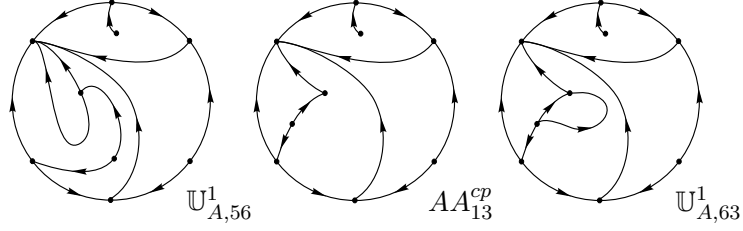


Figure 20: Unstable phase portrait AA_{13}^{cp}

- 1 Phase portrait $U_{A,60}^1$ produces phase portrait AA_{14}^{cp} (see Figure 21) and after bifurcation we get
- 2 phase portrait $U_{A,60}^1$.

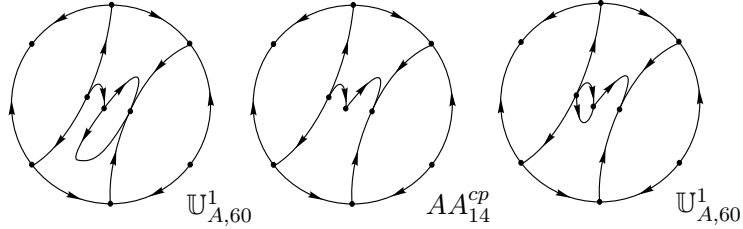


Figure 21: Unstable phase portrait AA_{14}^{cp}

- 3 Phase portrait $U_{A,65}^1$ produces phase portrait AA_{15}^{cp} (see Figure 22) and after bifurcation we get
- 4 phase portrait $U_{A,69}^1$.

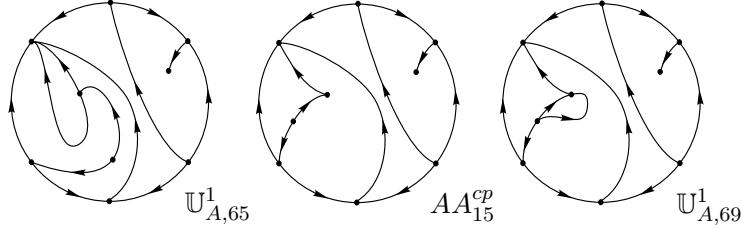


Figure 22: Unstable phase portrait AA_{15}^{cp}

- 5 The remaining cases of codimension one* do not produce any phase portrait with a cusp since we
- 6 cannot coalesce the separatrices of the saddle-node with the same stability without affecting other
- 7 points, which produces a higher order codimension phase portrait. These 15 topologically different
- 8 phase portraits with a cusp of codimension two* correspond exactly with the phase portraits of
- 9 codimension two in [20]. See Table 8 (Section 4.2) which relates the phase portraits in $\mathbf{AA}_{\#}^{cp}$ with
- 10 the phase portraits of [20].

11 3.3 Case \mathbf{AA}^{snsn}

- 12 In the class AA^{snsn} , the unstable object of codimension two* is the set of two finite saddle-nodes
- 13 $\overline{sn}(2) + \overline{sn}(2)$.

1 In order to obtain a phase portrait of codimension two* with two finite saddle-nodes starting from
 2 a phase portrait of codimension one* of group A , we keep the existing saddle-node p_1 and either
 3 build a new one p_2 by coalescing a saddle and a node, or add a new one.

4 On the other hand, from the phase portraits of codimension two* with two saddle-nodes, there
 5 exist two ways of obtaining phase portraits of codimension one* also belonging to group A after
 6 perturbation: making p_2 disappear or splitting each saddle-node p_1 and p_2 into a saddle and a node
 7 (see Remark 3). So it is not necessary to check the option of adding a saddle-node to a system
 8 already having one. We just need to seek systems A with $\overline{sn}(2) + s + a$ and coalesce the two elemental
 9 singularities.

10 **Remark 3.** We recall that, in quadratic differential systems, the finite singular points are zeroes of
 11 a polynomial of degree four. Since p_1 is already a singular point of multiplicity two, the remaining
 12 singular points are zeroes of a quadratic polynomial. In other words, they can be two simple singular
 13 points (a saddle and a node), a double point (saddle-node p_2) or two complex conjugate singular
 14 points.

15 Phase portrait $\mathbb{U}_{A,2}^1$ produces phase portrait $AA_1^{sn,sn}$ (see Figure 23). After bifurcation we get
 16 phase portraits $\mathbb{U}_{A,1}^1$, by making the new saddle-node disappear, and $\mathbb{U}_{A,4}^1$, by splitting the original
 17 saddle-node into a saddle and a node.

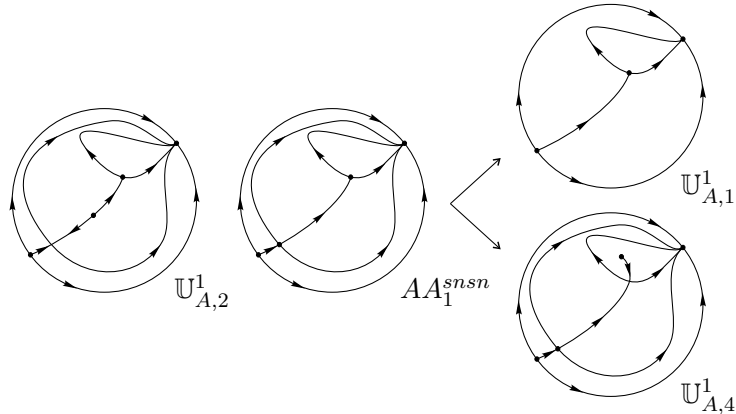


Figure 23: Unstable system $AA_1^{sn,sn}$

18 Phase portrait $\mathbb{U}_{A,3}^1$ cannot produce a coalescence with the elemental antisaddle and the elemental
 19 saddle because the elemental antisaddle is surrounded by the separatrices of the saddle-node, and
 20 so it cannot reach the saddle. This same situation will happen in other phase portraits, such as in
 21 $\mathbb{U}_{A,28}^1$, and many others, and because it is quite simple to detect this phenomena, we will simply skip
 22 them.

23 The study of phase portrait $\mathbb{U}_{A,4}^1$ is already contained in the study of $\mathbb{U}_{A,2}^1$.

24 Phase portrait $\mathbb{U}_{A,5}^1$ produces phase portrait $AA_2^{sn,sn}$ (see Figure 24). After bifurcation we get
 25 phase portraits $\mathbb{U}_{A,1}^1$, by making any saddle-nodes disappear, and $\mathbb{U}_{A,5}^1$, by splitting the original
 26 saddle-node into a saddle and a node.

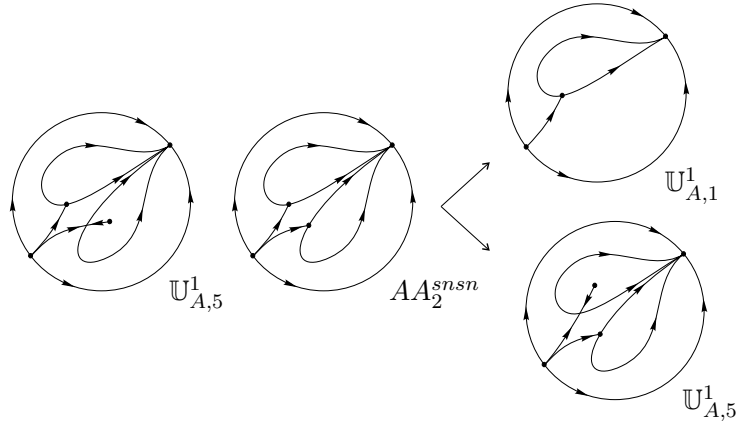


Figure 24: Unstable phase portrait $AA_2^{sn sn}$

- 1 Phase portrait $U_{A,6}^1$ produces phase portrait $AA_3^{sn sn}$ (see Figure 25). After bifurcation we get phase
- 2 portraits $U_{A,1}^1$, by making any of the saddle-nodes disappear, and $U_{A,6}^1$, by splitting the original
- 3 saddle-node into a saddle and a node.

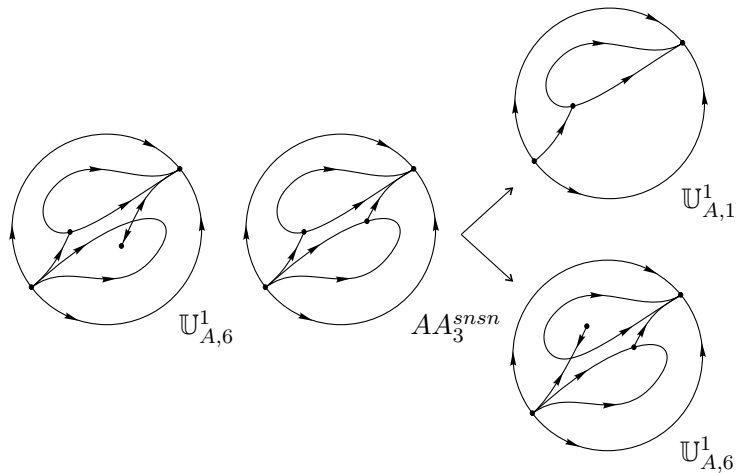


Figure 25: Unstable phase portrait $AA_3^{sn sn}$

- 4 Phase portrait $U_{A,7}^1$ produces phase portrait $AA_4^{sn sn}$ (see Figure 26). After bifurcation we get phase
- 5 portraits $U_{A,1}^1$, by making any of the saddle-nodes disappear, and $U_{A,7}^1$, by splitting the original
- 6 saddle-node into a saddle and a node.

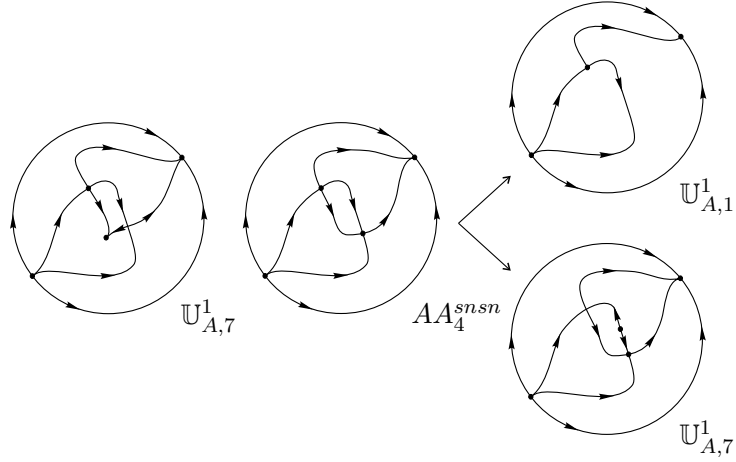


Figure 26: Unstable phase portrait $AA_4^{sn sn}$

- 1 Phase portrait $U_{A,8}^1$ produces phase portrait $AA_5^{sn sn}$ (see Figure 27). After bifurcation we get phase
- 2 portraits $U_{A,1}^1$, by making any of the saddle-nodes disappear, and $U_{A,9}^1$, by splitting the original
- 3 saddle-node into a saddle and a node.

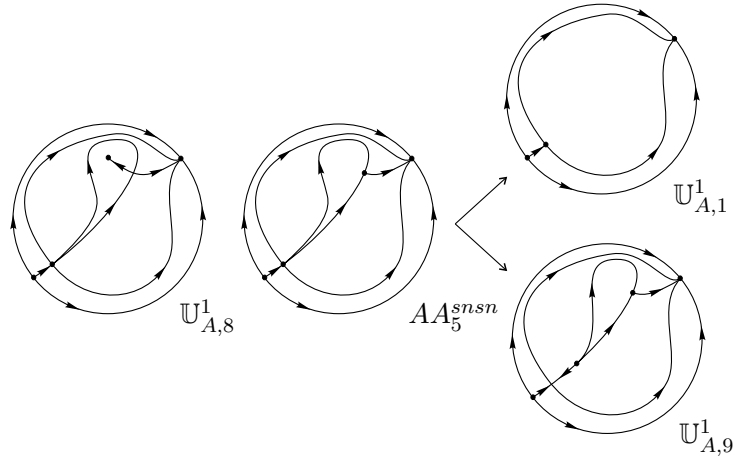


Figure 27: Unstable phase portrait $AA_5^{sn sn}$

- 4 All the possibilities concerning $U_{A,9}^1$ are already contained in the study of $U_{A,8}^1$.
- 5 Phase portrait $U_{A,22}^1$ produces phase portrait $AA_6^{sn sn}$ (see Figure 28). After bifurcation we get
- 6 phase portraits $U_{A,21}^1$, by making any of the saddle-nodes disappear, and $U_{A,24}^1$, by splitting the
- 7 original saddle-node into a saddle and a node.

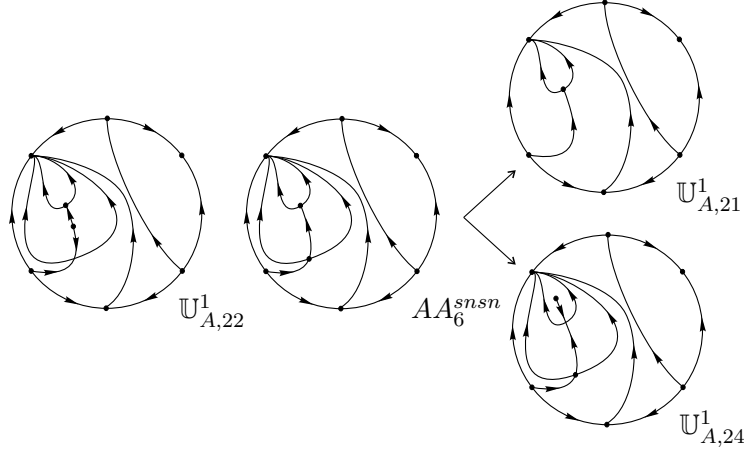


Figure 28: Unstable phase portrait $AA_6^{sn,sn}$

- 1 Phase portrait $U_{A,25}^1$ produces phase portrait $AA_7^{sn,sn}$ (see Figure 29). After bifurcation we get
- 2 phase portraits $U_{A,21}^1$, by making the new saddle-node disappear, $U_{A,19}^1$, by making the original
- 3 saddle-node disappear, and $U_{A,26}^1$, by splitting the original saddle-node into a saddle and a node.

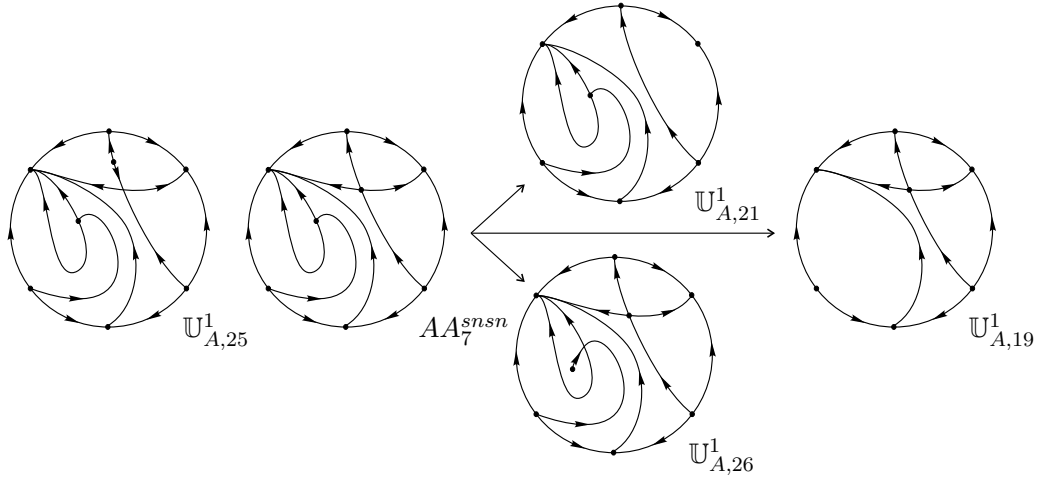


Figure 29: Unstable phase portrait $AA_7^{sn,sn}$

- 4 Even though phase portrait $U_{A,26}^1$ is going to produce an equivalent diagram as in Figure 29, we
- 5 will perform it to be sure of that, and we will avoid repeating this same case in the next similar
- 6 steps. Phase portrait $U_{A,26}^1$ produces phase portrait $AA_7^{sn,sn}$ (see Figure 30). After bifurcation we
- 7 get phase portraits $U_{A,19}^1$, by making the new saddle-node disappear, $U_{A,25}^1$, by splitting the original
- 8 saddle-node into a saddle and a node, and $U_{A,21}^1$, by making the original saddle-node disappears.

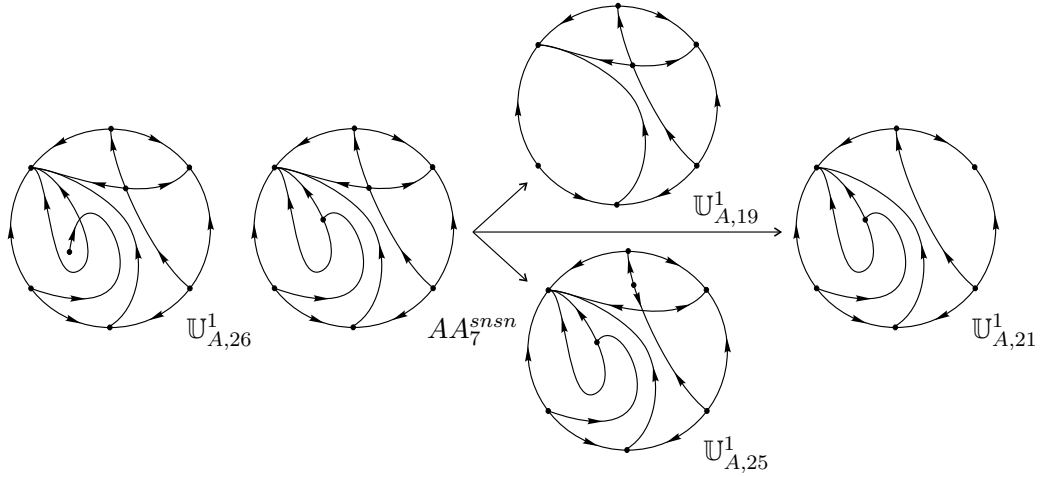


Figure 30: Unstable phase portrait $AA_7^{sn sn}$

- 1 Phase portrait $U_{A,27}^1$ produces the impossible phase portrait $U_{I,1}^2$ (see Figure 31), because by
- 2 splitting the original saddle-node into a saddle and a node we obtain the impossible phase portrait
- 3 $U_{I,1}^1$ of codimension one*.

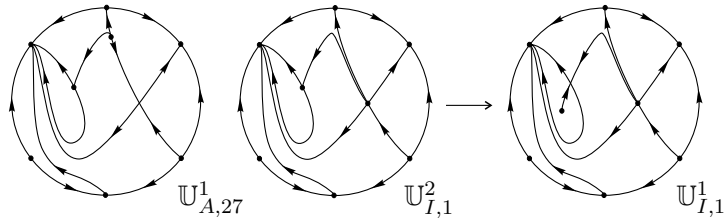


Figure 31: Impossible unstable phase portrait $U_{I,1}^2$

- 4 Phase portrait $U_{A,29}^1$ produces phase portrait $AA_8^{sn sn}$ (see Figure 32). After bifurcation we get
- 5 phase portraits $U_{A,21}^1$, by making the new saddle-node disappear, $U_{A,30}^1$, by splitting the original
- 6 saddle-node into a saddle and a node, and $U_{A,20}^1$, by making the original saddle-node disappear.

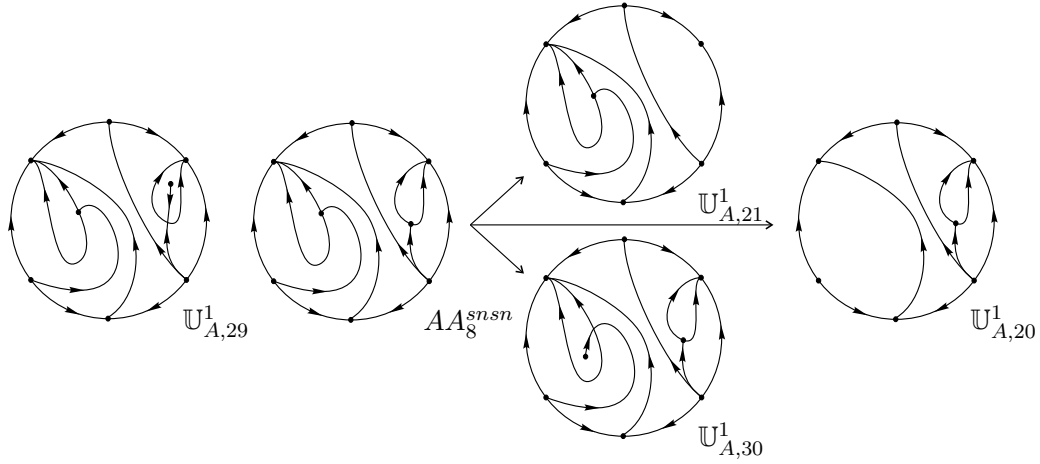


Figure 32: Unstable phase portrait $AA_8^{sn,sn}$

- 1 Phase portrait $U_{A,31}^1$ produces phase portrait $AA_9^{sn,sn}$ (see Figure 33). After bifurcation we get
- 2 phase portraits $U_{A,19}^1$, by making any of the saddle-nodes disappear, and $U_{A,33}^1$, by splitting the
- 3 original saddle-node into a saddle and a node.

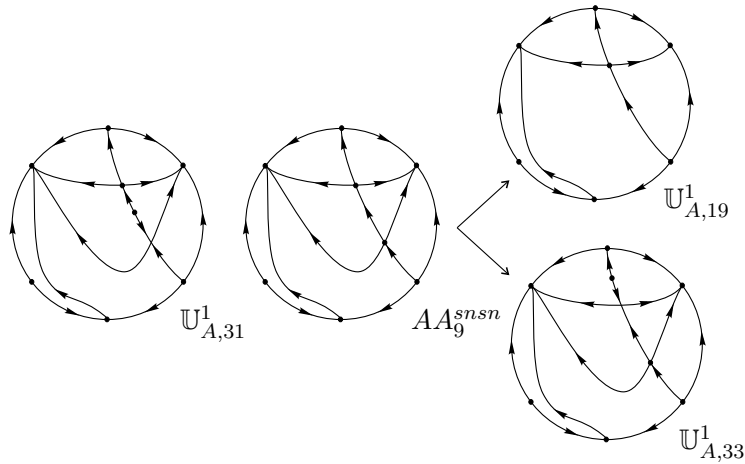


Figure 33: Unstable phase portrait $AA_9^{sn,sn}$

- 4 Phase portrait $U_{A,34}^1$ produces phase portrait $AA_{10}^{sn,sn}$ (see Figure 34). After bifurcation we get
- 5 phase portraits $U_{A,19}^1$, by making the new saddle-node disappear, $U_{A,35}^1$, by splitting the original
- 6 saddle-node into a saddle and a node, and $U_{A,20}^1$, by making the original saddle-node disappear.

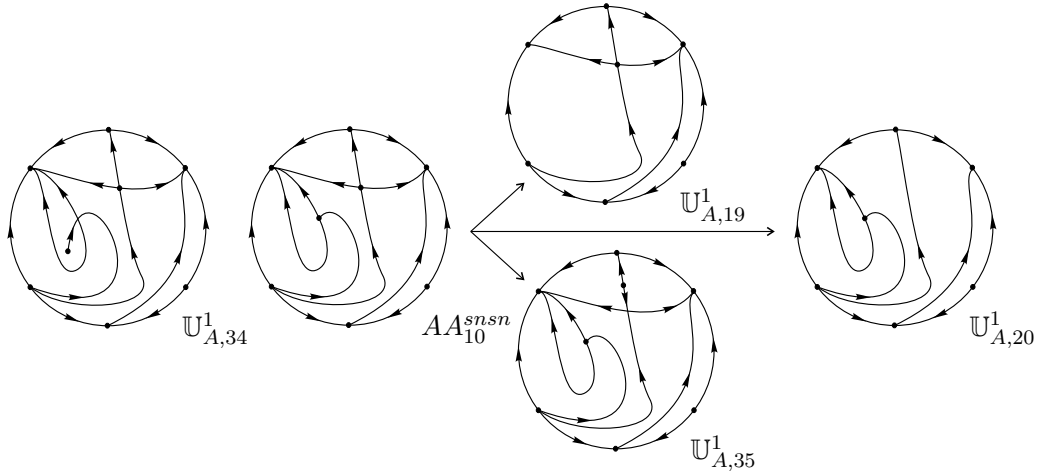


Figure 34: Unstable phase portrait $AA_{10}^{sn sn}$

- 1 Phase portrait $U_{A,36}^1$ produces phase portrait $AA_{11}^{sn sn}$ (see Figure 35). After bifurcation we get
- 2 phase portraits $U_{A,20}^1$, by making the new saddle-node disappear, $U_{A,38}^1$, by splitting the original
- 3 saddle-node into a saddle and a node, and $U_{A,21}^1$, by making the original saddle-node disappear

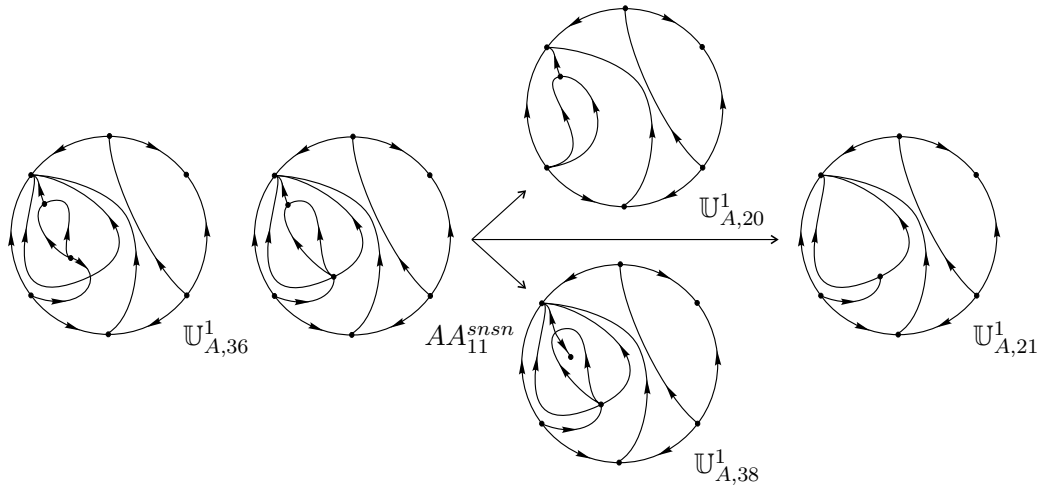


Figure 35: Unstable phase portrait $AA_{11}^{sn sn}$

- 4 Phase portrait $U_{A,39}^1$ produces phase portrait $AA_{12}^{sn sn}$ (see Figure 36). After bifurcation we get
- 5 phase portraits $U_{A,21}^1$, by making any of the saddle-nodes disappear, and $U_{A,39}^1$, by splitting the
- 6 original saddle-node into a saddle and a node.

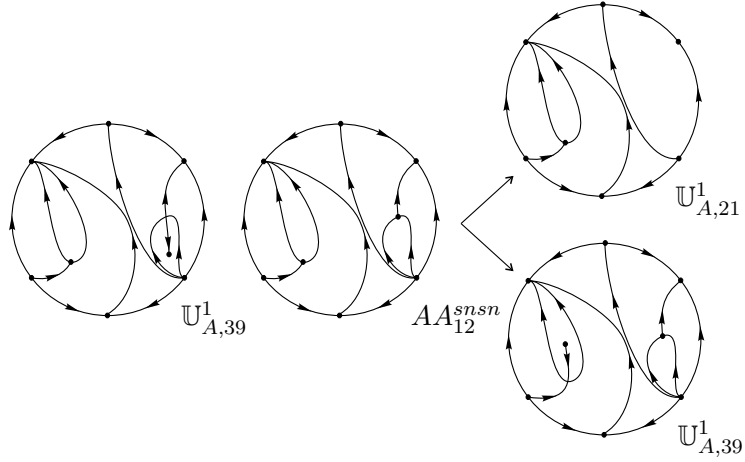


Figure 36: Unstable phase portrait $AA_{12}^{sn,sn}$

- 1 Phase portrait $U_{A,40}^1$ produces phase portrait $AA_{13}^{sn,sn}$ (see Figure 37). After bifurcation we get
- 2 phase portraits $U_{A,19}^1$, by making the new saddle-node disappear, $U_{A,41}^1$, by splitting the original
- 3 saddle-node into a saddle and a node, and $U_{A,20}^1$, by making the original saddle-node disappear.

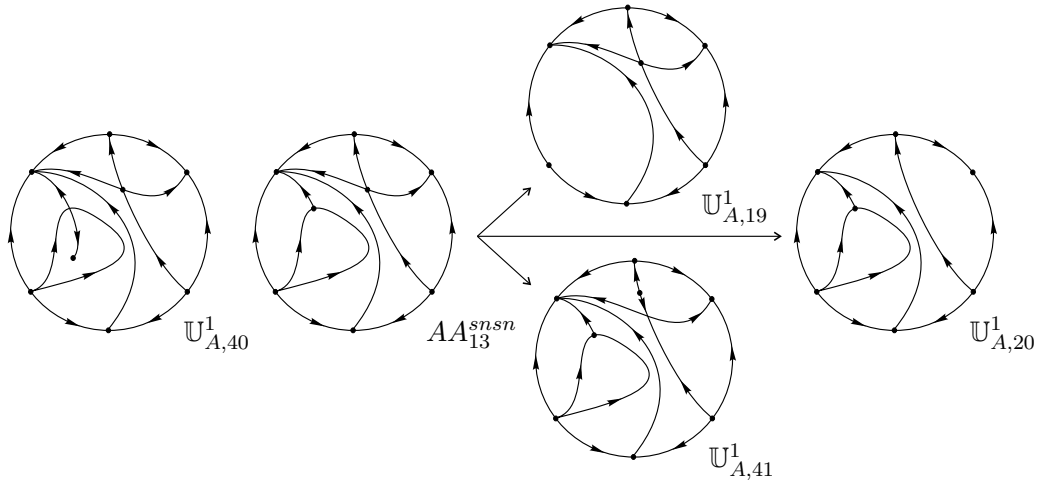


Figure 37: Unstable phase portrait $AA_{13}^{sn,sn}$

- 4 Phase portrait $U_{A,42}^1$ produces the impossible phase portrait $U_{I,2}^2$ (see Figure 38), because by
- 5 splitting the original saddle-node into a saddle and a node we obtain the impossible phase portrait
- 6 $U_{I,2}^1$ of codimension one*.

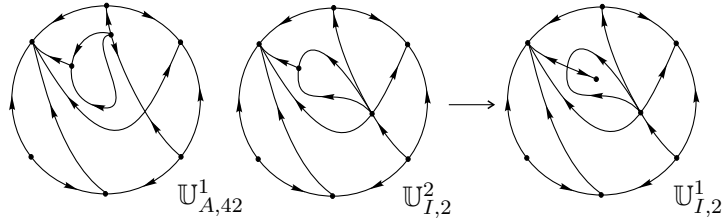


Figure 38: Impossible unstable phase portrait $\mathbb{U}_{I,2}^2$

- 1 Phase portrait $\mathbb{U}_{A,44}^1$ produces phase portrait $AA_{14}^{sn sn}$ (see Figure 39). After bifurcation we get
- 2 phase portraits $\mathbb{U}_{A,20}^1$, by making any of the saddle-nodes disappear, and $\mathbb{U}_{A,44}^1$, by splitting the
- 3 original saddle-node into a saddle and a node.

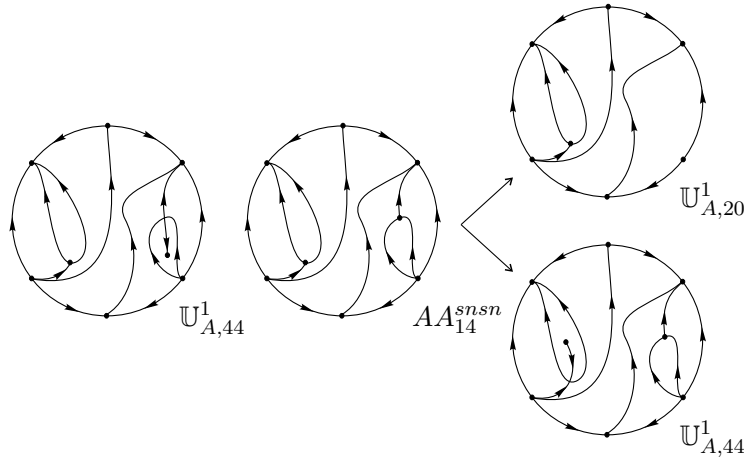


Figure 39: Unstable phase portrait $AA_{14}^{sn sn}$

- 4 Phase portrait $\mathbb{U}_{A,45}^1$ produces phase portrait $AA_{15}^{sn sn}$ (see Figure 40). After bifurcation we get
- 5 phase portraits $\mathbb{U}_{A,21}^1$, by making the new saddle-node disappear, $\mathbb{U}_{A,46}^1$, by splitting the original
- 6 saddle-node into a saddle and a node, and $\mathbb{U}_{A,19}^1$, by making the new saddle-node disappear.

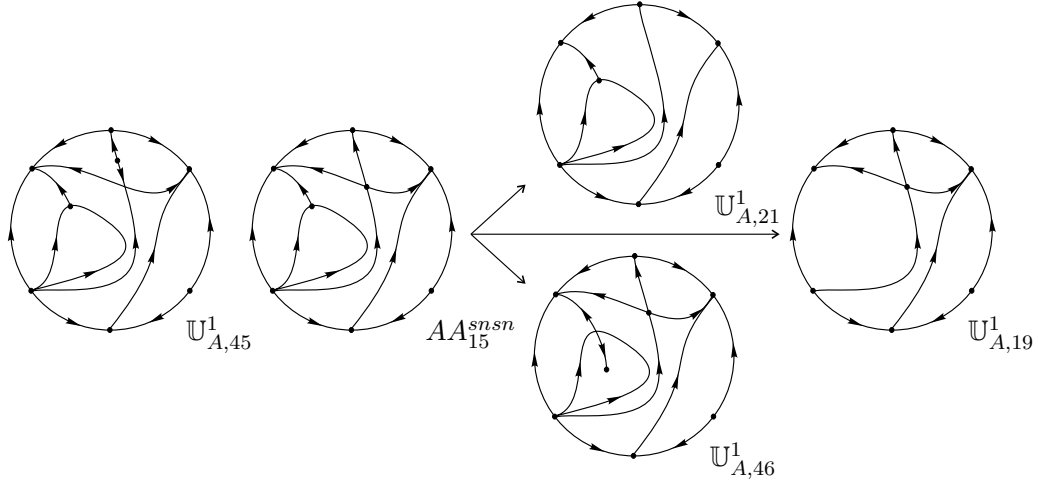


Figure 40: Unstable phase portrait $AA_{15}^{sn.sn}$

- 1 Phase portrait $U_{A,47}^1$ produces phase portrait $AA_{16}^{sn.sn}$ (see Figure 41). After bifurcation we get
- 2 phase portraits $U_{A,21}^1$, by making the new saddle-node disappear, $U_{A,50}^1$, by splitting the original
- 3 saddle-node into a saddle and a node, and $U_{A,20}^1$, by making the original saddle-node disappear.

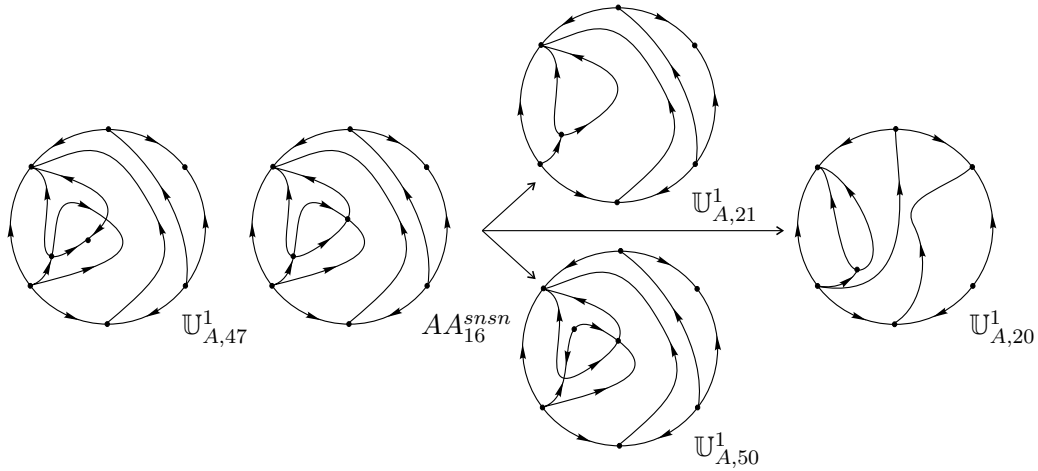


Figure 41: Unstable phase portrait $AA_{16}^{sn.sn}$

- 4 Phase portrait $U_{A,48}^1$ produces phase portrait $AA_{17}^{sn.sn}$ (see Figure 42). After bifurcation we get
- 5 phase portraits $U_{A,21}^1$, by making the new saddle-node disappear, $U_{A,49}^1$, by splitting the original
- 6 saddle-node into a saddle and a node, and $U_{A,20}^1$, by making the original saddle-node disappear.

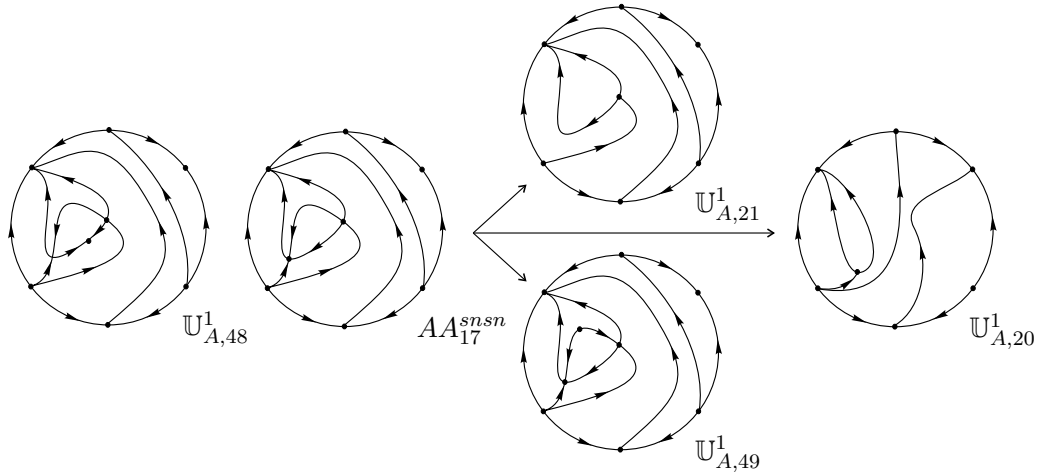


Figure 42: Unstable phase portrait $AA_{17}^{sn sn}$

- 1 Phase portrait $U_{A,51}^1$ produces phase portrait $AA_{18}^{sn sn}$ (see Figure 43). After bifurcation we get
- 2 phase portraits $U_{A,19}^1$, by making the new saddle-node disappear, $U_{A,53}^1$, by splitting the original
- 3 saddle-node into a saddle and a node, and $U_{A,21}^1$, by making the new saddle-node disappear.

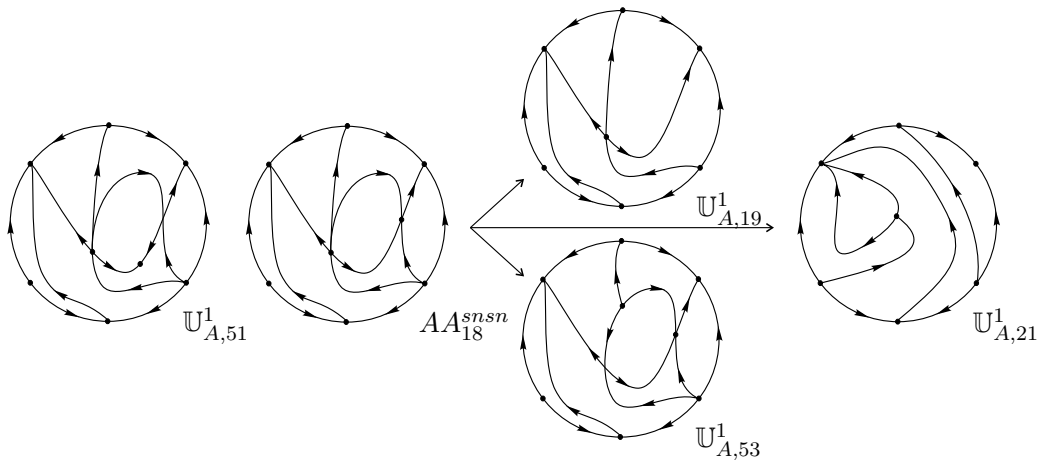


Figure 43: Unstable phase portrait $AA_{18}^{sn sn}$

- 4 Phase portrait $U_{A,52}^1$ produces the impossible phase portrait $U_{I,3}^2$ (see Figure 44), because by
- 5 splitting the original saddle-node into a saddle and a node we obtain the impossible phase portrait
- 6 $U_{I,3}^1$ of codimension one*.

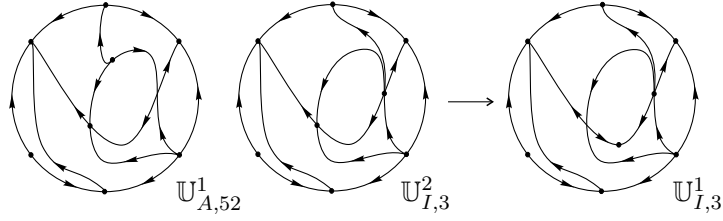


Figure 44: Impossible unstable phase portrait $\mathbb{U}_{I,3}^2$

- 1 Phase portrait $\mathbb{U}_{A,54}^1$ produces phase portrait $AA_{19}^{sn,sn}$ (see Figure 45). After bifurcation we get
- 2 phase portraits $\mathbb{U}_{A,19}^1$, by making any of the saddle-nodes disappear, and $\mathbb{U}_{A,54}^1$, by splitting the
- 3 original saddle-node into a saddle and a node.

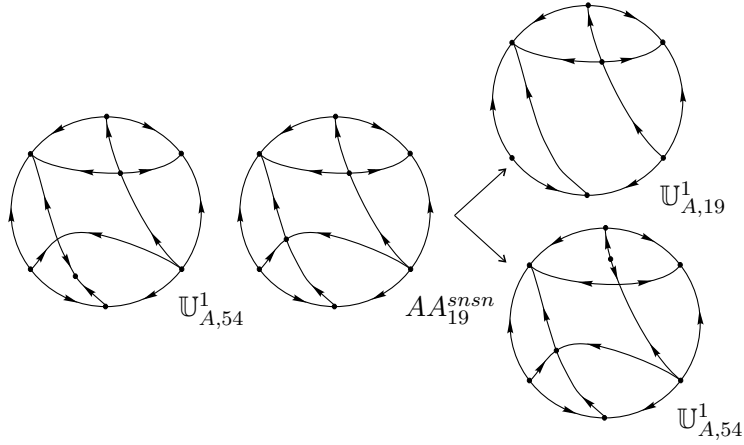


Figure 45: Unstable phase portrait $AA_{19}^{sn,sn}$

- 4 Phase portrait $\mathbb{U}_{A,55}^1$ produces phase portrait $AA_{20}^{sn,sn}$ (see Figure 46). After bifurcation we get
- 5 phase portraits $\mathbb{U}_{A,19}^1$, by making any of the saddle-nodes disappear, and $\mathbb{U}_{A,55}^1$, by splitting the
- 6 original saddle-node into a saddle and a node.

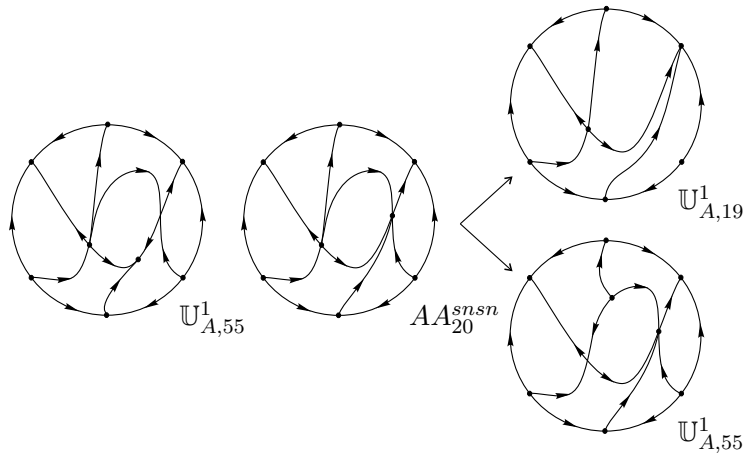


Figure 46: Unstable phase portrait $AA_{20}^{sn,sn}$

1 The remaining cases of codimension one* do not produce any phase portrait with two saddle-nodes
 2 since either (1) they have enough finite singular points to produce another saddle-node, or (2) the
 3 saddle and the node are not directly linked. See Table 6 for the corresponding cases.

Table 6: Codimension one* phase portraits that do not produce any phase portrait with two saddle-nodes according to their respective reason. In the first column we present the reasons and in the second one we list the corresponding cases

(1)	$\mathbb{U}_{A,11}^1, \mathbb{U}_{A,12}^1, \mathbb{U}_{A,13}^1, \mathbb{U}_{A,14}^1, \mathbb{U}_{A,15}^1, \mathbb{U}_{A,16}^1, \mathbb{U}_{A,17}^1, \mathbb{U}_{A,18}^1, \mathbb{U}_{A,56}^1, \mathbb{U}_{A,57}^1, \mathbb{U}_{A,58}^1, \mathbb{U}_{A,59}^1, \mathbb{U}_{A,60}^1, \mathbb{U}_{A,61}^1, \mathbb{U}_{A,62}^1$ $\mathbb{U}_{A,63}^1, \mathbb{U}_{A,64}^1, \mathbb{U}_{A,65}^1, \mathbb{U}_{A,66}^1, \mathbb{U}_{A,67}^1, \mathbb{U}_{A,68}^1, \mathbb{U}_{A,69}^1, \mathbb{U}_{A,70}^1$
(2)	$\mathbb{U}_{A,3}^1, \mathbb{U}_{A,10}^1, \mathbb{U}_{A,23}^1, \mathbb{U}_{A,28}^1, \mathbb{U}_{A,32}^1, \mathbb{U}_{A,37}^1, \mathbb{U}_{A,43}^1$

4 Proof of Theorem 3: the realization of the phase portraits

4.1 Introduction

6 In the previous section we have produced all the topologically possible phase portraits for structurally
 7 unstable quadratic systems of codimension two* belonging to the group $\sum_2^2(AA)$. And from them,
 8 we have already discarded some which are not realizable due to their unfoldings of codimensions one
 9 and zero are impossible. The data is summarized in Table 7.

Table 7: Summary of Section 3

Group	# Top.	Possible	# Not Realizable	Total
AA^s	5		0	5
AA^n	7		0	7
AA^{cp}	15		0	15
$AA^{sn sn}$	23		3	20
Total	50		3	47

10 In this section we prove that one case from $AA^{sn sn}$ is not realizable and we give specific examples
 11 for the 46 different topological classes of structurally unstable quadratic systems of codimension
 12 two*.

13 In [3] the authors point out that all 44 structurally stable phase portraits could be obtained without
 14 limit cycle and they prove this one by one. On the contrary, due to the large number of cases, in [5]
 15 the authors did not follow the same procedure for the 204 structurally unstable phase portraits of
 16 codimension one*. Since the present paper is directly derived from this second study, we have found
 17 examples with no signals of limit cycles, but we have not proved the absence of infinitesimal ones.

18 In the attempt of seeking for concrete examples of each of the unstable systems of codimension
 19 two* previously found, we have relied on many papers where families of quadratic systems had been
 20 studied, so that either from themselves, or by a perturbation of them, the wanted phase portraits
 21 appeared. More concretely, the useful papers have been:

- 1 (1) [9] where the set of all real quadratic polynomial differential systems with a finite semi-elemental
2 triple saddle was topologically classified, and by using the phase portraits of generic regions
3 we realize the cases of group AA^s .
- 4 (2) [10] where the set of all real quadratic polynomial differential systems with a finite semi-
5 elemental triple node was topologically classified, and by using the phase portraits of generic
6 regions we realize the cases of group AA^n .
- 7 (3) [20] where the author classified all quadratic systems with a cusp, and by using directly some
8 phase portraits of Jager's classification we realize the cases of group AA^{cp} .
- 9 (4) [11] where the set of all real quadratic polynomial differential systems with a finite saddle-
10 node and an infinite saddle-node $\binom{0}{2}SN$ were topologically classified, and by using the theory
11 rotated vector fields on systems from surface \mathcal{S}_2 (where another finite saddle-node exists) we
12 may either break the infinite saddle-node into elemental singular points, or making it disappear,
13 we produce the cases of group $AA^{sn sn}$.

14 Using these papers we could find all possible examples from the four groups we study here. For
15 the cases AA^s and AA^n , because of Lemma 2, we do not show the realization of such phase portraits
16 here. In the next two sections we show the realization of phase portraits of cases AA^{cp} and $AA^{sn sn}$.

17 4.2 Realization of cases AA^{cp}

18 Now we give examples of all realizable structurally unstable phase portraits of codimension two* for
19 quadratic systems having a cusp. Although there exist different papers having examples realizing
20 these phase portraits, we chose the paper [20] from which we can obtain all of them directly.

21 Consider systems

$$\dot{x} = y + \lambda_1 x^2 + \lambda_2 xy, \quad \dot{y} = x^2 + \lambda_3 xy + \lambda_4 y^2, \quad (3)$$

22 with $\lambda_3^4 - 4\lambda_4 < 0$, and

$$\dot{x} = y + \lambda_1 x^2 + \lambda_2 xy, \quad \dot{y} = x^2 + 2\lambda_3 xy + (\lambda_3^2 - 1)y^2, \quad (4)$$

23 with $\lambda_1 > 0$.

24 These normal forms (3) and (4) are studied in [20] and they represent quadratic systems possessing
25 a cusp.

26 In [20] there are many phase portraits which produce a phase portrait of family AA^{cp} . In Table 8
27 we simply present one representative from generic regions of the bifurcation diagram of (3) and (4)
28 corresponding to the phase portrait of codimension two*.

Table 8: Correspondence between codimension two* phase portraits of group AA^c and the phase portraits in [20]. In the first column we present the definitive notation of the realizable phase portraits, in the second column we present the codimension two* phase portraits of group AA^c in the present paper, in the third column we show the corresponding phase portraits in [20], in the fourth column we specify the corresponding normal form and in the other columns we present the values of the parameters of (3) and (4) which realizes such phase portrait

Cod 2*		[20]	Normal form	λ_1	λ_2	λ_3	λ_4
$\mathbb{U}_{AA,1}^2$	AA_1^{cp}	a, Fig. 12	(3)	0	1	0	2
$\mathbb{U}_{AA,2}^2$	AA_2^{cp}	1, Fig. 18	(4)	0	-2	-2	-
$\mathbb{U}_{AA,3}^2$	AA_3^{cp}	9abc, Fig. 18	(4)	3	-11	-2	-
$\mathbb{U}_{AA,4}^2$	AA_4^{cp}	3abc, Fig. 18	(4)	1	-1	0	-
$\mathbb{U}_{AA,5}^2$	AA_5^{cp}	10, Fig. 22	(4)	1	2	0	-
$\mathbb{U}_{AA,6}^2$	AA_6^{cp}	c $\lambda_1 > 0$, Fig. 12	(3)	1	2	1	1
$\mathbb{U}_{AA,7}^2$	AA_7^{cp}	31, Fig. 22	(4)	9	-3	2	-
$\mathbb{U}_{AA,8}^2$	AA_8^{cp}	12a, Fig. 22	(4)	2	8	3/2	-
$\mathbb{U}_{AA,9}^2$	AA_9^{cp}	22, Fig. 22	(4)	4	-3	0	-
$\mathbb{U}_{AA,10}^2$	AA_{10}^{cp}	12c, Fig. 22	(4)	3	14	73/20	-
$\mathbb{U}_{AA,11}^2$	AA_{11}^{cp}	14, Fig. 22	(4)	3	14	366661/100000	-
$\mathbb{U}_{AA,12}^2$	AA_{12}^{cp}	8, Fig. 22	(4)	3	14	-2	-
$\mathbb{U}_{AA,13}^2$	AA_{13}^{cp}	24a, Fig. 22	(4)	14	-10	1/2	-
$\mathbb{U}_{AA,14}^2$	AA_{14}^{cp}	29a, Fig. 22	(4)	1	-1	1/10	-
$\mathbb{U}_{AA,15}^2$	AA_{15}^{cp}	12c, Fig. 22	(4)	14	-10	4/5	-

1 4.3 Realization of cases $AA^{sn sn}$

2 In this section we provide examples of the realizable structurally unstable phase portraits of codi-
3 mension two* for quadratic systems having two finite saddle-nodes. In opposite to the previous cases,
4 as far as we know, this type of family of quadratic systems has not been topologically classified, so
5 that we do not count with a paper which provides the desired phase portraits of codimension two*
6 in a direct way.

7 In [11] the authors studied the geometry of the quadratic systems possessing a finite saddle-node
8 $\overline{sn}_{(2)}$ and an infinite saddle-node $\overline{(0)}SN$. In the bifurcation diagram described in [11], the surface
9 of bifurcation \mathcal{S}_2 consists on the systems with two finite saddle-nodes and the infinite saddle-node
10 $\overline{(0)}SN$.

11 Moreover, we observe that if we apply some perturbation on systems belonging to this surface \mathcal{S}_2
12 that splits the infinite saddle-node into a saddle and a node (both infinite) and keeps untouched
13 both finite saddle-nodes, we obtain all but one of the realizable cases of group $AA^{sn sn}$. Thus, the
14 way of providing these examples is considering a rotated family of vector fields.

15 First, we prove that 19 cases are realizable using perturbations of phase portraits from [11]. We

1 consider system

$$\begin{aligned}\dot{x} &= gx^2 + 2hxy + (n - g - 2h)y^2, \\ \dot{y} &= y + lx^2 + (2g + 2h - 2l - n)xy + (2h + l + 2(n - g - 2h))y^2,\end{aligned}\tag{5}$$

2 with g, h, l and n real constants, which is the normal form in [11] of quadratic systems possessing
3 a finite saddle-node $\overline{sn}_{(2)}$ and an infinite saddle-node $\overline{\left(\begin{smallmatrix} 0 \\ 2 \end{smallmatrix}\right)}SN$ located at the bisector of the first and
4 third quadrants.

5 As mentioned above, systems of the form (5) belonging to the surface

$$\mathcal{S}_2 : -12g^2(g^2 + 2gh + h^2 - gn) = 0$$

6 possess two finite saddle-nodes and the infinite saddle-node $\overline{\left(\begin{smallmatrix} 0 \\ 2 \end{smallmatrix}\right)}SN$.

7 We consider the rotated family of vector fields

$$\begin{aligned}\dot{x} &= gx^2 + 2hxy + (n - g - 2h)y^2, \\ \dot{y} &= y + lx^2 + (2g + 2h - 2l - n)xy + (2h + l + 2(n - g - 2h))y^2 \\ &\quad + \alpha(gx^2 + 2hxy + (n - g - 2h)y^2),\end{aligned}\tag{6}$$

8 with g, h, l and n real constants and $\alpha \in \mathbb{R}$ is the parameter of rotation.

9 In Table 9 we present the coefficients of system (6) which has the phase portraits of group $AA^{sn,sn}$,
10 derived from the rotation of systems (5) on surface \mathcal{S}_2 from their bifurcation diagram.

11 Now, we proceed to prove the impossibility of phase portrait $AA_{17}^{sn,sn}$.

12 The first fact that we need to verify is that $AA_{17}^{sn,sn}$ cannot have as a neighbor any other phase
13 portrait with two finite saddle-nodes and three infinite singularities after a separatrix connection.

14 Indeed, Figure 47 shows phase portrait $AA_{17}^{sn,sn}$ with all of its separatrices labeled.

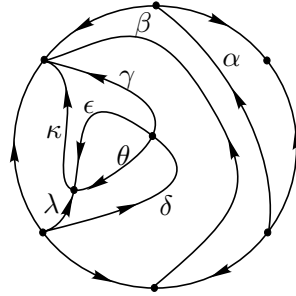


Figure 47: Phase portrait $AA_{17}^{sn,sn}$ with all of its separatrices labeled

15 Performing the connection of the separatrices two by two and breaking it in the other possible
16 way, we obtain either $AA_{17}^{sn,sn}$ itself or an impossible phase portrait already found in the literature.
17 Figure 48 shows all the possible separatrix connections from $AA_{17}^{sn,sn}$: $\alpha - \beta$, $\beta - \delta$, $\gamma - \epsilon$, and $\epsilon - \theta$.
18 The pairs of separatrices $\delta - \theta$ and $\epsilon - \kappa$ (loop without focus implies elliptic sector) are not possible
19 because the resulting phase portrait would be of codimension higher than three.

20 Second, we prove that $AA_{17}^{sn,sn}$ cannot unfold in a phase portrait with two finite saddle-nodes
21 and three infinite singularities after a coalescence of singular points. In fact, we suppose that phase

Table 9: Coefficients of system (6) whose phase portrait is from group $AA^{sn sn}$, derived from the rotation of systems (5) on surface \mathcal{S}_2 from their bifurcation diagram. In the first column we present the definitive notation of the realizable phase portraits, in the second column we present the codimension two* phase portraits of group $AA^{sn sn}$ in the present paper, in the third column we show the derived phase portrait in [11] before rotation and in the other columns, the coefficients of system (6)

	Cod 2*	[11]	g	h	l	n	α
$\mathbb{U}_{AA,16}^2$	$AA_1^{sn sn}$	$2S_1$	1	$-1 - \sqrt{10}$	18	10	-10^{-4}
$\mathbb{U}_{AA,17}^2$	$AA_2^{sn sn}$	$2S_5$	1	$-1 - \sqrt{10}$	9/10	10	-10^{-2}
$\mathbb{U}_{AA,18}^2$	$AA_3^{sn sn}$	$2S_3$	1	$-1 - \sqrt{10}$	2	10	-10^{-3}
$\mathbb{U}_{AA,19}^2$	$AA_4^{sn sn}$	$2S_{11}$	1	3	11/5	16	-10^{-3}
$\mathbb{U}_{AA,20}^2$	$AA_5^{sn sn}$	$2S_{10}$	1	3	14/5	16	-10^{-3}
$\mathbb{U}_{AA,21}^2$	$AA_6^{sn sn}$	$2S_1$	1	$-1 - \sqrt{10}$	18	10	-10^{-5}
$\mathbb{U}_{AA,22}^2$	$AA_7^{sn sn}$	$2S_4$	1	$-1 - \sqrt{10}$	11/10	10	10^{-3}
$\mathbb{U}_{AA,23}^2$	$AA_8^{sn sn}$	$2S_{31}$	1	$-3/5$	73/100	4/25	-10^{-4}
$\mathbb{U}_{AA,24}^2$	$AA_9^{sn sn}$	$2S_6$	1	$-1 - \sqrt{10}$	3/5	10	10^{-3}
$\mathbb{U}_{AA,25}^2$	$AA_{10}^{sn sn}$	$2S_5$	1	$-1 - \sqrt{10}$	9/10	10	10^{-3}
$\mathbb{U}_{AA,26}^2$	$AA_{11}^{sn sn}$	$2S_{10}$	1	3	14/5	16	10^{-3}
$\mathbb{U}_{AA,27}^2$	$AA_{12}^{sn sn}$	$2S_3$	1	$-1 - \sqrt{10}$	2	10	10^{-3}
$\mathbb{U}_{AA,28}^2$	$AA_{13}^{sn sn}$	$2S_{23}$	1	$-1/10$	4999997/5000000	81/100	-10^{-8}
$\mathbb{U}_{AA,29}^2$	$AA_{14}^{sn sn}$	$2S_{30}$	1	$-11/20$	71/100	81/400	-10^{-4}
$\mathbb{U}_{AA,30}^2$	$AA_{15}^{sn sn}$	$2S_{19}$	1	23/25	-50	2304/625	10^{-4}
$\mathbb{U}_{AA,31}^2$	$AA_{16}^{sn sn}$	$2S_{11}$	1	3	11/5	16	10^{-3}
$\mathbb{U}_{AA,33}^2$	$AA_{18}^{sn sn}$	$2S_{18}$	1	$-1 + \sqrt{6}$	12/5	6	-10^{-5}
$\mathbb{U}_{AA,34}^2$	$AA_{19}^{sn sn}$	$2S_{24}$	1	$-1/10$	7/10	81/100	-10^{-3}
$\mathbb{U}_{AA,35}^2$	$AA_{20}^{sn sn}$	$2S_{21}$	1	23/25	1183/1250	2304/625	-10^{-5}

1 portrait $AA_{17}^{sn sn}$ is realizable. We recall the normal form (6) from [8],

$$\begin{aligned} \dot{x} &= cx + cuy - cx^2 + 2cvxy + ky^2, \\ \dot{y} &= ex + euy - ex^2 + 2evxy + ny^2, \end{aligned} \tag{7}$$

2 which includes all families of quadratic differential systems with two finite double singular points. In
3 this sense, phase portrait $AA_{17}^{sn sn}$ must be realized by some representative inside this normal form.
4 It is easy to check that the finite double singular points of (7) are located at $(0, 0)$ and $(1, 0)$, and in
5 order to place an infinite singular point at the point $[0 : 1 : 0]$, we can set $k = 0$ and $e = 1$.

6 Normal form (7) contains also other phase portraits which are in the border of the region $\Sigma_2^2(AA)$.
7 For example, the double points may be cusp points, but this normal form does not contain all
8 possible borders (for example, multiplicity four points or finite points going to infinity since the
9 finite singularities are fixed).

10 Now, with the purpose to set the singularity at $[0 : 1 : 0]$ as the infinite saddle, we consider the

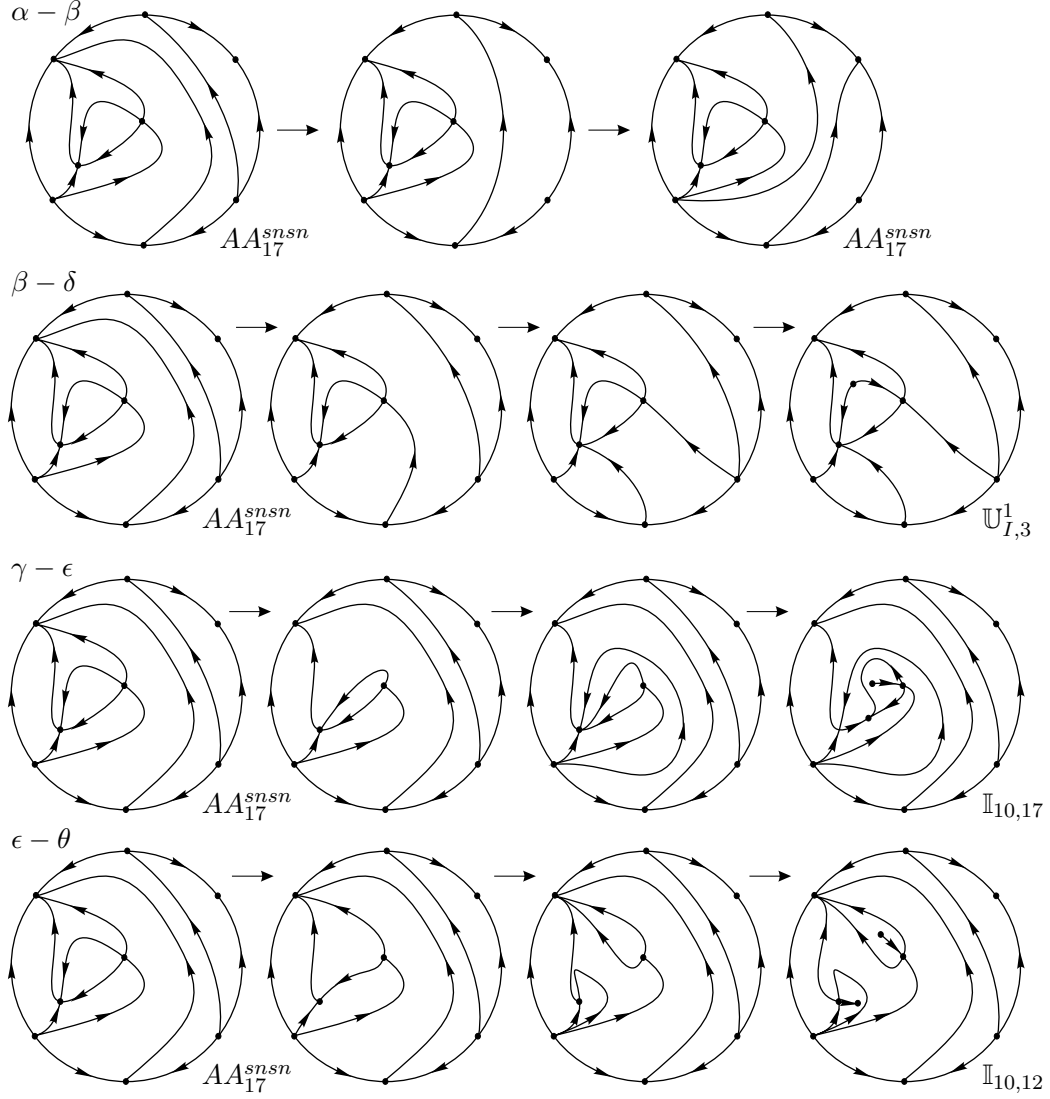


Figure 48: Possible separatrix connections for phase portrait $AA_{17}^{sn sn}$. Each line of the picture is due to a possible type of connection: we begin with phase portrait $AA_{17}^{sn sn}$, perform the separatrix connection, obtaining a codimension-three phase portrait, and then we split the connection into two separatrices obtaining either $AA_{17}^{sn sn}$ itself (in the type $\alpha - \beta$) or an impossible phase portrait (in the remaining types). Phase portraits $\mathbb{I}_{10,12}$ and $\mathbb{I}_{10,17}$ are impossible to be realized due to the results in [3], and $\mathbb{U}_{I,3}^1$ is impossible due to [5]

- 1 vector field in the local chart U_2 ,

$$\begin{aligned} \dot{w} &= -(n - 2cv)w - (c + 2v)w^2 + w^3 + (c - w)(u + w)z, \\ \dot{z} &= -z(n - w^2 + uz + w(2v + z)), \end{aligned} \tag{8}$$

- 2 whose Jacobian matrix at $(0, 0)$ is

$$J_{U_2}(0, 0) = \begin{pmatrix} -n + 2cv & cu \\ 0 & -n \end{pmatrix}.$$

- 3 So, to have a saddle, we need $n \neq 0$ and $n(n - 2cv) < 0$. Then, we may assume $n = 1$ or $n = -1$.

1 Moreover, to obtain $AA_{17}^{sn,sn}$, we need a positive and a negative infinite singularity on chart U_2 ; i.e.,
2 since the infinite saddle is placed at $[0 : 1 : 0]$, the other two infinite singular points must be located
3 one in each side of this saddle. Assume the contrary. We place both remaining infinite antisaddles on
4 the same side of the saddle, according to Figure 49. The separatrix α of the infinite saddle S_1 must
5 come from the infinite node N_1 , and to obtain $AA_{17}^{sn,sn}$, the separatrix β of the saddle S_2 must meet
6 the infinite node N_2 and it should cross the straight line passing through the finite saddle-nodes in
7 the segment on the right side of the finite point at $(1, 0)$, but it is impossible because of the direction
8 of the flow on this segment.

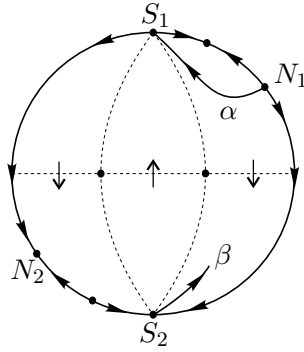


Figure 49: Wrong position of the infinite singular points in order to obtain phase portrait $AA_{17}^{sn,sn}$

9 Searching for the singular points of (8), we have the equation

$$w(w^2 - (c + 2v)w - (n - 2cv)) = 0,$$

10 and to have one infinite node placed one in each side of the infinite saddle, we must have $n - 2cv > 0$,
11 and because $n(n - 2cv) < 0$, then we have $n < 0$. So, we set $n = -1$, and we obtain the following
12 system:

$$\begin{aligned} \dot{x} &= cx + cuy - cx^2 + 2cvxy, \\ \dot{y} &= x + uy - x^2 + 2vxy - y^2, \end{aligned} \quad (9)$$

13 which possesses a symmetry in the parameters of the type $(c, u, v) \mapsto (-c, -u, -v)$. Then, we can
14 restrict the analysis to $u < 0$.

15 Recalling normal form (7), the bifurcations related to singularities that can be on the border of
16 this family (and hence, of phase portrait $AA_{17}^{sn,sn}$) are the coalescence of two infinite singularities
17 ($\eta = 0$ and $\widetilde{M} \neq 0$), a line of singularities ($\mu_0 = \mu_1 = \mu_2 = \mu_3 = \mu_4 = 0$), and a saddle-node
18 becoming a cusp point ($\mathcal{T}_4 = 0$). Then, for system (9), we compute:

$$\begin{aligned} \eta &= (-2 + c - 2v)(2 + c - 2v)(1 + 2cv)^2, \\ \widetilde{M} &= -8(-3 + c^2 - 2cv + 4v^2)x^2 + 8(c + 2v)(1 + 2cv)xy - 8(1 + 2cv)^2y^2, \\ \mu_0 &= c^2, \quad \mu_1 = 2c^2y, \quad \mu_2 = c^2y^2, \quad \mu_3 = \mu_4 = 0, \\ \mathcal{T}_4 &= c^2(c + u)^2(c - u - 2v)^2. \end{aligned}$$

19 Because $n - 2cv > 0$, we have $-1 - 2cv = -(1 + 2cv) \neq 0$ and, then, \widetilde{M} is not zero.

1 So, the bifurcations related to singularities that can be on the border of phase portrait $AA_{17}^{sn,sn}$ are
 2 represented by the following surfaces:

$$(-2 + c - 2v)(2 - c - v)(1 + 2cv) = 0, \quad c = 0, \quad c + u = 0, \quad c - u - 2v = 0.$$

3 These bifurcations form several different regions with $\eta > 0$ and $1 + 2cv < 0$, as illustrated in
 4 Figure 50.

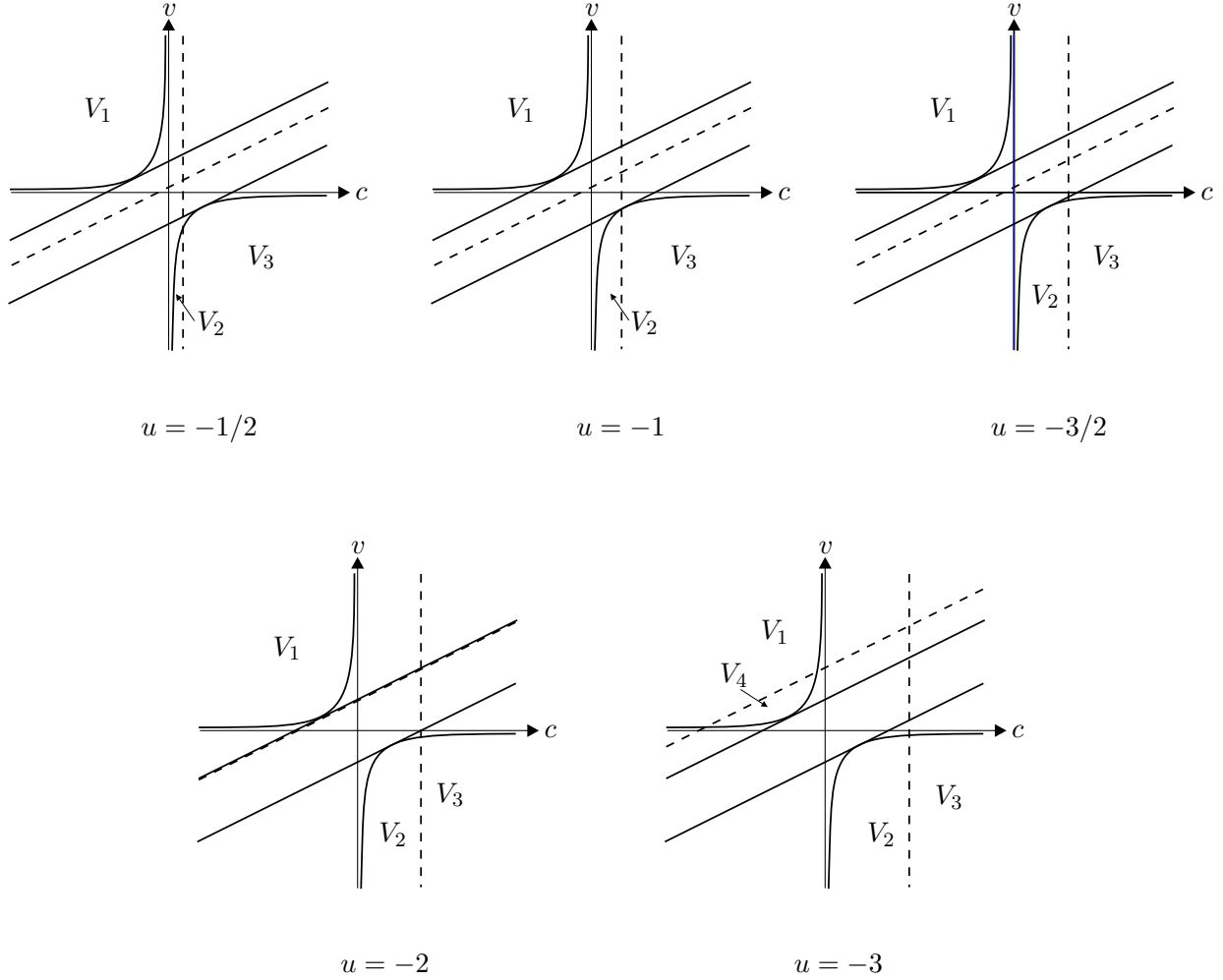


Figure 50: Diagram bifurcation for normal form (7) concerning the bifurcations of singularities.

5 The bifurcation diagram illustrated in Figure 50 consists in considering planes in the coordinates
 6 (c, v) by fixing $u = u_0$, with $u_0 < 0$. In each slice $u = u_0$ of the bifurcation diagram, surface $\eta = 0$
 7 is represented in continuous lines (except for the axes), consisting in a pair of parallel straight lines
 8 plus a hyperbola; surface $\mathcal{T}_4 = 0$ is represented in dashed lines, consisting in a vertical straight line,
 9 plus the v -axis, plus a straight line with the same slope as the continuous straight lines; and surface
 10 $\mu_0 = 0$ is a vertical straight line coinciding with the v -axis.

11 Choosing negative values for u , we see that $u = -1$ and $u = -2$ are critical values because in the
 12 corresponding slices there exist some topological change in the bifurcation diagram. For $u = -1$, the

1 vertical dashed straight line passes through the intersection of the curves represented in continuous
2 trace (one straight line and a branch of the hyperbola). Then, for $u = -2$, the inclined dashed
3 straight line coalesces with one of the straight lines drawn in continuous trace. The other values of
4 u that we have chosen indicate any slice above (up to $u = 0$), between and below the critical values
5 of u , respectively. This technique for the study of three dimensional quadratic systems has already
6 been used in much more complicated families as can be seen in [6, 11].

7 Because of the conditions $\eta > 0$ and $1 + 2cv < 0$, we are only interested in the indicated regions
8 in Figure 50 as V_1, V_2, V_3 and V_4 . We will take representatives, one in each region. Phase portrait
9 $AA_{17}^{sn,sn}$ should be one of them, but if none of them is $AA_{17}^{sn,sn}$, then it does not exist, because we
10 cannot move from other phase portrait with two saddle-nodes to $AA_{17}^{sn,sn}$ by means of a separatrix
11 connection as we have seen before. Indeed, for normal form (9), we consider:

$$\begin{aligned} (V_1) (c, u, v) &= (-2, -3, 2), & (V_3) (c, u, v) &= (4, -3, -1), \\ (V_2) (c, u, v) &= (2, -3, -2), & (V_4) (c, u, v) &= (-4/5, -3, 4/5). \end{aligned} \quad (10)$$

12 In all of the cases we have $\eta > 0$ and the corresponding phase portraits are topologically equivalent
to $AA_{20}^{sn,sn}$, $AA_6^{sn,sn}$, $AA_{18}^{sn,sn}$, and $AA_6^{sn,sn}$, respectively (see Figure 51).

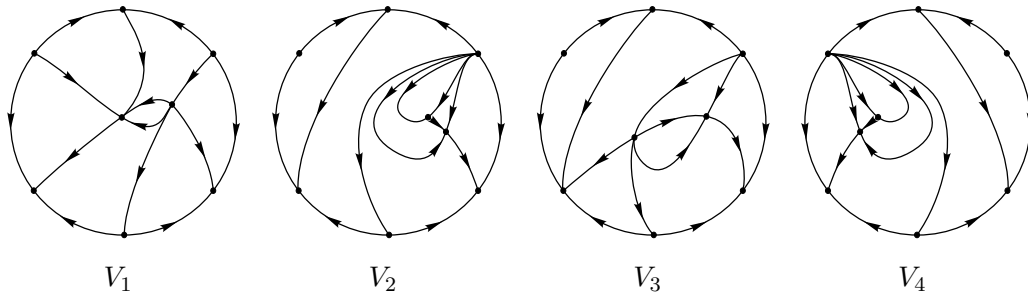


Figure 51: Phase portraits corresponding to regions V_1, V_2, V_3 , and V_4 of the bifurcation diagram in Figure 50 (see the values of the parameters in (10)). These phase portraits correspond to phase portraits $AA_{20}^{sn,sn}$, $AA_6^{sn,sn}$, $AA_{18}^{sn,sn}$, and $AA_6^{sn,sn}$, respectively

13 We note that it is possible that, for different values of c, v , and u , we get other phase portraits
14 different from the ones obtained in Figure 51. There exist no restrictions to obtain other phase
15 portraits if the parameters change, but for $AA_{17}^{sn,sn}$ we know that it cannot have a system with a
16 connection of separatrices as its borders. So, we have proved that $AA_{17}^{sn,sn}$ cannot be realizable.

18 Acknowledgments

19 This work has been realized thanks to the Brazilian CAPES Agency (grant BEX 13473/13-1), the
20 Catalan AGAUR Agency (grant 2017 SGR 1617), the Slovenian Research Agency (program P1-0306,
21 project N1-0063), the Spanish Ministerio de Ciencia, Innovación y Universidades (FEDER grant
22 MTM2016-77278-P), and the Brazilian FAPESP Agency (Proc. Nos. 2014/00304-2, 2017/20854-5,
23 and 2018/21320-7).

References

- [1] A.A. Andronov, E.A. Leontovich, I.I. Gordon, and A.G. Maier. *Qualitative theory of second-order dynamic systems*. Israel Program for Scientific Translations. Halsted Press (A division of John Wiley & Sons), New York–Toronto, Ont., 1973.
- [2] A.A. Andronov, E.A. Leontovich, I.I. Gordon, and A.G. Maier. *Theory of bifurcation of dynamic systems on a plane*. Israel Program for Scientific Translations. Halsted Press (A division of John Wiley & Sons), New York–Toronto, Ont., 1973.
- [3] J.C. Artés, R. Kooij, and J. Llibre. Structurally stable quadratic vector fields. *Memoires Amer. Math. Soc.*, 134(639), 1998.
- [4] J.C. Artés and J. Llibre. Quadratic vector fields with a weak focus of third order. *Publicacions Matemàtiques*, 41:7–39, 1997.
- [5] J.C. Artés, J. Llibre, and A.C. Rezende. *Structurally unstable quadratic vector fields of codimension one*. Springer, Berlin, 2018.
- [6] J.C. Artés, J. Llibre, and D. Schlomiuk. Quadratic vector fields with a weak focus of second order. *Int. J. Bifurcation and Chaos*, 16:3127–3194, 2006.
- [7] J.C. Artés, J. Llibre, D. Schlomiuk, and N. Vulpe. From topological to geometric equivalence in the classification of singularities at infinity for quadratic vector fields. *Rocky Mountain J. Math.*, 45:29–113, 2015.
- [8] J.C. Artés, J. Llibre, D. Schlomiuk, and N. Vulpe. *Geometric configurations of singularities of planar polynomial differential systems: a global classification in the quadratic case*. Preprint, 2018.
- [9] J.C. Artés, R.D.S. Oliveira, and A.C. Rezende. Topological classification of quadratic polynomial differential systems with a finite semi-elemental triple saddle. *Int. J. Bifurcation and Chaos*, 26:26pp., 2016.
- [10] J.C. Artés, A.C. Rezende, and R.D.S. Oliveira. Global phase portraits of quadratic polynomial differential systems with a semi-elemental triple node. *Int. J. Bifurcation and Chaos*, 23:21pp., 2013.
- [11] J.C. Artés, A.C. Rezende, and R.D.S. Oliveira. The geometry of quadratic polynomial differential systems with a finite and an infinite saddle-node (c). *Int. J. Bifurcation and Chaos*, 25:111pp., 2015.
- [12] W.A. Coppel. A survey of quadratic systems. *J. Differential Equations*, 2:293–304, 1966.
- [13] F. Dumortier and P. Fiedelaers. Quadratic models for generic local 3-parameter bifurcations on the plane. *Trans. Amer. Math. Soc.*, 326:101–126, 1991.
- [14] F. Dumortier, J. Llibre, and J.C. Artés. *Qualitative theory of planar differential systems*. Universitext. Springer–Verlag, Berlin–Heidelberg–New York, 2006.

- 1 [15] A. Gasull, Sheng Li-Ren, and J. Llibre. Chordal quadratic systems. *Rocky Mountain J. of*
2 *Math.*, 16:751–782, 1986.
- 3 [16] E.A.V. Gonzales. Generic properties of polynomial vector fields at infinity. *Trans. Amer. Math.*
4 *Soc.*, 143:201–222, 1969.
- 5 [17] D. Hilbert. Mathematische problem. In Nachr. Ges. Wiss., editor, *Second Internat. Congress*
6 *Math. Paris, 1900*, pages 253–297. Göttingen Math.–Phys. Kl., 1900.
- 7 [18] D. Hilbert. Mathematical problems. *Bull. Amer. Math. Soc.*, 8:437–479, 1902.
- 8 [19] M. Hirsch. *Differential Topology*. Springer–Verlag, Berlin–Heidelberg–New York, 1976.
- 9 [20] P. Jager. Phase portraits for quadratics systems with a higher order singularity with two zero
10 eigenvalues. *J. of Differential Equations*, 87:169–204, 1990.
- 11 [21] J. Llibre and D. Schlomiuk. The geometry of quadratic differential systems with a weak focus
12 of third order. *Canadian Journal of Math.*, 56:310–343, 2004.
- 13 [22] D. Neumann. Classification of continuous flows on 2–manifolds. *Proc. Amer. Math. Soc.*, 48:73–
14 81, 1975.
- 15 [23] M.M. Peixoto. Structural stability on two–dimensional manifolds. *Topology*, 1:101–120, 1962.
- 16 [24] L. Perko. *Differential equations and dynamical systems*, volume 7 of *Texts in applied mathe-*
17 *matics*. Springer–Verlag, Berlin–Heidelberg–New York, 2 edition, 1996.
- 18 [25] H. Poincaré. Mémoire sur les courbes définies par une équation différentielle. *J. Maths. Pures*
19 *Appl.*, 7:375–422, 1881. Ouvre (1880–1890), Gauthier–Villar, Paris.
- 20 [26] J.W. Reyn. Phase portraits of a quadratic system of differential equations occurring frequently
21 in applications. *Nieuw Archief voor Wiskunde (4)*, 5, 2:107–155, 1987.
- 22 [27] J.W. Reyn. Phase portraits of quadratic systems without finite critical points. *Delft University*
23 *of Technology, Faculty of Technical Mathematics and Informatics*, 36, 1991.
- 24 [28] J.W. Reyn. *A bibliography of the qualitative theory of quadratic systems of differential equations*
25 *in the plane*. Delft Univ. of Tech., Holland, 3 edition, 1994.
- 26 [29] J.W. Reyn. Phase portraits of quadratic systems without finite critical points. *Nonlinear Anal.*,
27 27:207–222, 1996.
- 28 [30] J.W. Reyn. Phase portraits of quadratic systems with finite multiplicity one. *Nonlinear Anal.*,
29 28:755–778, 1997.
- 30 [31] J.W. Reyn. *Phase portraits of planar quadratic systems*, volume 583. Springer, New York,
31 mathematics and its applications edition, 2007.
- 32 [32] J. Sotomayor. *Curvas definidas por equações diferenciais no plano*. Instituto de Matemática
33 Pura e Aplicada, Rio de Janeiro, 1979.

- 1 [33] N.I. Vulpe. Affine-invariant conditions for the topological discrimination of quadratic systems
2 with a center. *Differential Equations*, 19:273–280, 1983.
- 3 [34] H. Żołądek. Quadratic systems with center and their perturbations. *J. Differential Equations*,
4 109:223–273, 1994.