



Sumário



Resumo ▾

Texto (EN) ▾

PDF ▾

Environmental Sciences - Original Article • Acta Amaz. 54 (3) • Jul-Sep 2024 •

<https://doi.org/10.1590/1809-4392202301313>

copy

# Chemical characterization and source apportionment of rainwater in Cuieiras Biological Reserve, central Amazon, Brazil

Caracterização química e rateio de fontes de águas pluviais na Reserva Biológica de Cuieiras, Amazônia central, Brasil

Authorship

SCIMAGO INSTITUTIONS RANKINGS

## ABSTRACT

The Amazon rainforest plays a crucial role in the global climate system, acting as a major carbon sink and influencing regional and global weather patterns. Understanding the chemical composition of rainwater is essential for assessing the impact of anthropogenic

Visualizar PDF

EN

deforestation and industrial emissions, on atmospheric chemistry and hydrology. This work aimed to characterize the chemical composition of rainwater in a biological

characterize the chemical composition of rainwater in a biological reserve of primary forest in the central Brazilian Amazon at 60 km of a large urban center. Rainwater samples were collected from March 2008 to March 2010 and were analyzed by ion chromatography, ICP-MS, and TOC-V. This is the only and longest rainfall monitoring carried out in this reserve. The results showed that the rainwater is rich in organic carbon (TOC), representing 77% of total carbon. The most abundant ions were  $\text{NH}_4^+$  and  $\text{Cl}^-$ . Few elements were detected, with emphasis on Al and Fe. In the dry season, most species were enriched. The lower amount of precipitation, biomass burning and the lower capacity to remove pollutants from the atmosphere are the main reasons for this seasonal difference. Only 7% had characteristics of acid rain ( $\text{pH} < 4.5$ ), with acidity dominated by  $\text{NO}_3^-$ . A positive matrix factorization indicated contribution of sources: crustal (48%), secondary aerosol (26%), biogenic (22%), and industrial emissions (4%). Although the forest has primary characteristics, the proximity to the urban center indicates some anthropogenic influence on the chemical composition of rainwater.

**KEYWORDS:** ions; metals; soluble carbon; wet deposition; positive matrix factorization

## RESUMO

A floresta amazônica desempenha um papel crucial no sistema climático global, atuando como um importante sumidouro de carbono e influenciando os padrões climáticos regionais e globais. Compreender a composição química da água da chuva é essencial para avaliar o impacto das atividades antrópicas, como o desmatamento e emissões industriais, na química atmosférica e hidrologia. Este trabalho objetivou caracterizar a composição química da água da chuva em uma reserva biológica composta por floresta primária na Amazônia central brasileira, distante 60 km de um grande centro urbano. Amostras de água de chuva foram coletadas de março 2008 a março 2010 e analisadas por cromatografia iônica, ICP-MS e TOC-V. Este é o único e mais longo monitoramento pluviométrico realizado nessa reserva. Os resultados mostraram que a água da chuva é rica em carbono orgânico (COT)

mostraram que a água da chuva é rica em carbono orgânico (CO<sub>1</sub>), representando 77% do carbono total. Os íons mais abundantes foram NH<sub>4</sub><sup>+</sup> e Cl<sup>-</sup>. Poucos elementos foram detectados, com destaque para Al e Fe. Na estação seca, a maioria das espécies foi enriquecida. A menor quantidade de precipitação, a queima de biomassa e a menor capacidade de remoção de poluentes da atmosfera são os principais motivos desta diferença sazonal. Apenas 7% apresentaram características de chuva ácida (pH < 4,5), com acidez dominada pelo NO<sub>3</sub><sup>-</sup>. Uma fatoraçoão de matriz positiva indicou contribuição de fontes: crustal (48%), aerossol secundário (26%), biogênico (22%) e emissões industriais (4%). Embora a floresta possua características primárias, a proximidade com o centro urbano indica alguma influência antrópica na composição química das águas de chuva.

**PALAVRAS-CHAVE:** íons; metais; carbono solúvel; deposição úmida; fatoraçoão de matriz positiva

## INTRODUCTION

Climate change has affected several ecosystems around the world, including the Amazon region ([Flores et al. 2024](#)). The region has been experiencing an intensified variation of atmospheric composition in the last decades, mainly due to the presence of particulate matter (PM) ([Artaxo et al. 2006](#)). PM influences the world's energy balance, atmospheric circulation, and the hydrological cycle, and plays an important role in the rain cycle, affecting the mechanism of cloud formation during the rainy and dry season ([Tavares 2012](#)).

The Amazon rainforest is an important source of natural trace gases, PM, and water vapor ([Ramsay et al. 2020](#)). However, there is also a large contribution from biomass burning during the dry season, resulting in unusual PM concentrations in remote sites ([Herbert et al. 2021](#)). In addition, there is an annual contribution of African dust to the Amazon basin (Rizzolo et al. 2016).

The emissions of PM strongly impact the atmospheric dynamics since

THE EMISSIONS OF PM strongly impact the atmospheric dynamics since it can disperse and absorb solar radiation, interfere with the process of cloud formation, and, consequently, with rainfall ([Fiore et al. 2015](#)). In general, PM has a predominant chemical composition of sulfate, nitrate, ammonium, sea salt, mineral dust, organic compounds, and black or elemental carbon ([Moran-Zuloaga et al. 2018](#)). Hydrophilic species present in PM contribute to cloud formation ([Wang et al. 2023](#)).


There are many studies about gases and aerosol in the Amazon region, but few about chemical composition of rainwater ([Williams et al. 1997](#); [Artaxo et al. 2006](#); [Honório et al. 2010](#); [Pauliquevis et al. 2012](#)). Here we analyze the data of monitoring of the chemical composition of rainwater in the central Amazon over two years of weekly measurements (from 2008 to 2010) in an area of primary forest relatively close to a large urban center. This monitoring was part of the EUCAARI project (European Integrated Project on Aerosol Cloud Climate Interactions) ([Kulmala et al. 2009](#)). Although the data are over a decade old, they still represent the longest monitoring of rainwater composition carried out to date in the central Amazon, allowing to establish a baseline to which compare changes over time. This is essential to assess the impacts of human activities, such as deforestation and biomass burning, on the characteristics of rainfall in the Amazon region.

Our aim was to assess the magnitude of anthropic influence on rainfall in the forest at this spatial scale and provide a basis for comparison with later data on rainfall composition in the region. We quantified ions, elemental composition, and total carbon from rainwater samples in the rainy and dry season of the year, and discuss the likely sources of the rainfall components. Positive matrix factorization (PMF) was used for the first time in the Amazon region with rainfall samples to identify sources.

## MATERIAL AND METHODS

### Study area and sampling procedures

The study was carried out in the Guaporé Biological Reserve (GBR)

The study was carried out in the Cuieiras Biological Reserve (CBR) (02°35'21.08"S, 60°06'53.63"W, 130 m.a.s.l), located about 60 km north-northwest of the city of Manaus, state of Amazonas (Brazil), and 2000 km from the Atlantic Ocean ( [Figure 1](#)). It has an area of 22,735 ha covered by relatively undisturbed primary forest. The prevailing winds blow from the northeast over vast expanses of intact tropical forest, bringing Atlantic Ocean air masses, long-range transported Saharan dust and regionally originated pollutants from biomass burning ([Moran-Zuloaga et al. 2018](#)).



**Figure 1**

Location of the sampling site (Cuieiras Biological Reserve) in Amazonas state, Brazil.

Rainwater samples were collected from March 2008 to March 2010. Samples were collected at intervals of two to four days, totaling 114 samples (100 to 1000 mL), with 47 in the dry (June to October) and 67 in the rainy (November to May) season. Samples were collected with a "wet-onl" collector (AeroChem Metrics, Model 301 automatic sensing wet/dry) that was installed about 1 m above the ground. This collector uncovers the sample container after detecting (through an infrared optical rainfall sensor) five drops of rainfall. The cover returns to its place within 2 min after rainfall stops, to minimize dry deposition and evaporation.

Data quality of individual rainwater samples was checked by ionic balance, according to US NADP criteria, i.e., the samples were discarded when the ion difference in the samples was 15%-30% for samples having total ion concentrations  $> 100 \mu\text{eq L}^{-1}$ , and 30 %-60 % for samples having total ion concentrations of  $50\text{-}100 \mu\text{eq L}^{-1}$ .

## Chemical analyses

The ionic conductivity and pH were measured at the end of each sampling event. Immediately after sampling, the samples were subdivided and properly preserved: a) one aliquot was preserved with Thymol in

and properly preserved. a) one aliquot was preserved with thymol in order to minimize biological activity and to determine ion concentrations by ion chromatography; b) other aliquot was preserved with mercury chloride in order to determine TOC; and c) the third aliquot was preserved with HNO<sub>3</sub> to determine metals and other elements by ICP-MS. All samples were filtered (Whatman - 41 filters) and stored in a refrigerator at 4 °C before analyses.

Elements such as Al, Ca, Fe, Mg, K, Na, Li, Ti, V, Cr, Mn, Co, Ni, Cu, As, Zn, Se, Rb, Sr, Y, Cd, Sb, Cs, Ba, La, Ce, Nd, W, Pb, Bi were determined by the ICP-MS technique (Perkin-Elmer ELAN 6000). The concentrations of the elements were determined using In and Tl as internal standards. More details can be found in Godoy et al. (2009). The ion concentrations (Cl<sup>-</sup>, NO<sub>3</sub><sup>-</sup>, SO<sub>4</sub><sup>2-</sup>, PO<sub>4</sub><sup>3-</sup>, CH<sub>3</sub>COO<sup>-</sup>, HCOO<sup>-</sup>, Na<sup>+</sup>, K<sup>+</sup>, NH<sub>4</sub><sup>+</sup>, Ca<sup>2+</sup>, Mg<sup>2+</sup>) were determined by ion chromatograph (Dionex model ICS-2000, USA) in the same way as described by [Gioda et al. 2023](#). Total organic carbon (TOC), total carbon (TC) and inorganic carbon (IC) were determined by TOC-V CPHCPN (SHIMADZU, TOC-4200, Japan). TC - IC result in TOC concentration and calculated by subtracting inorganic carbon (IC) ([Gioda et al. 2011](#) ; [Duarte et al. 2013](#)). The instrument's detection limit was calculated as three times the standard deviation of ten replicated blank values for all techniques.

## Volume-weighted mean and wet deposition

The volume-weighted mean (VWM) of ionic constituents and seasonal wet deposition (WD) fluxes in the rainwater samples were calculated according to equations [1] and [2], respectively.

$$C_{\text{VWM}} = \frac{\sum_{i=1}^n (C_i \cdot P_i)}{\sum_{i=1}^n P_i} \quad [1]$$

$$\text{WD} = C_{\text{VWM}} \cdot \frac{P_t}{1000} \quad [2]$$

where  $C_{\text{VWM}}$  = VWM concentration;  $C_i$  = ionic concentration of individual element (μmol L<sup>-1</sup>);  $P_i$  = individual rainfall (mm) for each event;  $P_t$  = total rainfall (mm);  $n$  = total number of rainfall events; WD = seasonal/total wet deposition flux expressed (mg m<sup>-2</sup>





events, WD = seasonal/total wet deposition flux expressed (mg m<sup>-2</sup> yr<sup>-1</sup>) (Xing et al. 2017).

The weighted standard deviation (sd<sub>w</sub>) of the results was calculated based on equation [3].

$$sd_w = \sqrt{\frac{\sum_{i=1}^N w_i (x_i - \bar{x}_w)^2}{\frac{(N'-1)}{N'} \sum_{i=1}^N w_i}} \quad [3]$$

where N = number of samples; w<sub>i</sub> = sample weight; x<sub>i</sub> = sample values; x<sub>w</sub> = weighted average; N' = number of non-zero weights.

## Enrichment factor

The enrichment factor (EF) was applied to identify the potential sources of elements and was calculated through the ratio of the concentration measurement of the elements in the rainwater samples to ratios for elements measured present in the seawater and Earth's crust. For this, Ca<sup>2+</sup> and Na<sup>+</sup> were used as the reference for soil and marine sources, respectively, according to equations [4] and [5] (Zhang et al. 2007). An EF < 10 was diluted, while an EF > 10 indicates enrichment relative to the reference source.

$$EF_{(soil)} = [X/Ca^{2+}]_{sample} / [X/Ca^{2+}]_{crust} \quad [4]$$

$$EF_{(marine)} = [X/Na^{+}]_{sample} / [X/Na^{+}]_{seawater} \quad [5]$$

where, X is the concentration of the element of interest; X/Na<sup>+</sup> of seawater is the ratio of seawater composition; X/Ca<sup>2+</sup> of the crust is the ratio of crustal composition (Taylor and McLennan 1995).

## Positive matrix factorization

For the positive matrix factorization (PMF), the PMF 5.0 model was used for source apportionment and characterization of the collected rainwater over the study period. Principles and modes of use are detailed in the user manual (Hristova et al. 2020). This model uses two input files: i) measured concentrations of the species, and ii)

uncertainty of the concentration. Here, the PMF 5.0 was

applied to datasets composed of 22 species (TC, Ca<sup>2+</sup>, NH<sub>4</sub><sup>+</sup>, HCO<sub>3</sub><sup>-</sup>,

applied to datasets composed of 22 species ( $\text{Fe}$ ,  $\text{Ca}^{2+}$ ,  $\text{NH}_4^+$ ,  $\text{HCO}_3^-$ ,  $\text{Cl}^-$ ,  $\text{NO}_3^-$ ,  $\text{SO}_4^{2-}$ ,  $\text{Na}^+$ ,  $\text{Mg}^{2+}$ ,  $\text{Al}$ ,  $\text{K}^+$ ,  $\text{V}$ ,  $\text{Mn}$ ,  $\text{Fe}$ ,  $\text{Co}$ ,  $\text{Cu}$ ,  $\text{Zn}$ ,  $\text{Rb}$ ,  $\text{Sr}$ ,  $\text{Cd}$ ,  $\text{Ba}$ ,  $\text{Pb}$ ). Uncertainties of the sample concentration were calculated using the method detection limit (MDL) in Equation [6] (EPA 2014).

**For concentrations < MDL : Uncertainty =  $5 \times \text{MDL} / 6$**

**For concentrations  $\geq$  MDL : Uncertainty =  $(\text{MDL}^2 + \text{Precision}^2)$**   
[6]

The PMF was applied to the entire database, without separating rainy and dry seasons, since this type of analysis separately would cause a reduction in the number of degrees of freedom.

## Statistical analysis

Differences between average concentrations of chemical measurements in the dry and wet season were determined using Student's t-test. A value of  $p < 0.05$  was considered significant. All analyses were performed using the CRAN R free software, version 4.2.1 (R Team Core 2019).

## RESULTS

### Rainfall, pH, conductivity and rainwater composition

A total of 3,258 mm of precipitation occurred during the sampling period, with 2,345 mm (72%) in the wet and 913 mm (18%) in the dry season (Table 1). The mean and range of the conductivity values were  $3.8 \pm 2.4 \mu\text{S cm}^{-1}$  (0.72-13  $\mu\text{S cm}^{-1}$ ) and  $2.9 \pm 2.1 \mu\text{S cm}^{-1}$  (0.22-12  $\mu\text{S cm}^{-1}$ ) during the dry and wet season, respectively. Statistically significant differences for mean conductivity were found between both seasons. Mean and range of pH values were  $5.17 \pm 0.50$  (4.20-6.50) and  $5.22 \pm 0.47$  (3.90-6.80) during the dry and wet season, respectively (Table 1). Organic carbon (TOC) represented 77% of total carbon (TC), being slightly higher in the dry (80 %) than in the wet season (75%) (Table 1). The concentrations of ionic species in rainfall follow the sequence  $\text{NH}_4^+ > \text{Na}^+ > \text{Cl}^- > \text{NO}_3^- > \text{SO}_4^{2-} > \text{K}^+ > \text{Ca}^{2+} > \text{HCO}_3^- > \text{Mg}^{2+}$ . Ammonium and  $\text{Cl}^-$  were the most dominant



Ca<sup>2+</sup> > HCOO<sup>-</sup> > Mg<sup>2+</sup>. Ammonium and Cl<sup>-</sup> were the most dominant cation and anion, respectively. The overall contribution of cations and anions to the ionic strength in the rainwater was 58% and 42%, respectively.



**Table 1**  
Amount, pH, conductivity and composition of rainwater in the Cuieiras Biological Reserve, central Brazilian Amazon during the dry and wet season. Values are the average ± standard deviation, followed by the range, for annual measurements from 2008 to 2010.

The highest values of ions were recorded in the dry season (Table 1). There was a statistically significant difference in the concentration of NH<sub>4</sub><sup>+</sup> and NO<sub>3</sub><sup>-</sup> between seasons, while the other ions did not differ significantly between seasons. Only Ca<sup>2+</sup> and Mg<sup>2+</sup> showed a slight, statistically non-significant increase in concentration throughout the study period, while the other ions showed no incremental trend. K<sup>+</sup>, NH<sub>4</sub><sup>+</sup>, NO<sub>3</sub><sup>-</sup>, and SO<sub>4</sub><sup>2-</sup>, which originate from combustion processes, showed a similar behavior during the dry season.

Many elements were below the detection limit and were therefore not reported. Among the thirteen elements detected (Al, V, Mn, Fe, Co, Cu, Zn, Rb, Sr, Cd, Sb, Ba and Pb), nine (Al, Mn, Co, Cu, Rb, Cd, Sb, Ba and Pb) had higher concentrations during the dry period (Table 1). The elements did not show a clear trend over the years of study.

### Wet deposition fluxes


The wet deposition fluxes showed acidic characteristics (H<sup>+</sup>+NO<sub>3</sub><sup>-</sup>+SO<sub>4</sub><sup>2-</sup> = 473 μmol m<sup>-2</sup>) due to high concentrations of H<sup>+</sup>. The pooled concentration of the basic elements, which have nutrient properties, such as Na<sup>+</sup>, Ca<sup>2+</sup>, and Mg<sup>2+</sup> was not enough (221 μmol m<sup>-2</sup>) to

(266 μmol m<sup>-2</sup>) of ion deposition of marine influence. Nitrogen fluxes

(200  $\mu\text{mol m}^{-2}$ ) of ion deposition or marine influence. Nitrogen fluxes (272  $\mu\text{mol m}^{-2}$ ) were high due to the high flux of ammonia (170  $\mu\text{mol m}^{-2}$ ), one of the highest found in the study (Table 1). Soluble trace element concentrations appeared in the following order: Al > Fe > Zn > Mn > Cu > Sr > Rb > Ba > V > Co > Pb > Cd > Sb (Table 1).

## Origin of the pollutants

To infer the possible sources of the studied species, the enrichment factor and PMF analysis were used. The average EF for marine sources ranged from 0.69 to 15.90 and from 0.69 to 13.80 for the dry and wet season, respectively (Table 2). Average  $\text{EF}_{\text{soil}}$  in the dry season ranged from 0.02 to 9.409, and from 0.02 to 9.881 in the rainy season.  $\text{EF}_{\text{marine}}$  for  $\text{Cl}^-$  and  $\text{Mg}^{2+}$  was <1, but  $\text{EF}_{\text{soil}}$  for  $\text{Cl}^-$  was >10 (Table 2). EF of Al, V, Fe, and Ba was <10. An EF >10 indicates enrichment (Zhang et al. 2007), which was the case of Mn, Co, Cu, Zn, Rb, Sr, Cd, Sb, and Pb. Overall, the marine contribution was negligible compared to biogenic sources (Table 2).




**Table 2**

Enrichment factors for rainwater components of soil or sea-salt origin in the dry and wet season in the Cuieiras Biological Reserve, central Brazilian Amazon from 2008 to 2010.

We identified six source factors in the PMF analysis. Factor 1 was characterized by the dominant portions of  $\text{NO}_3^-$ ,  $\text{SO}_4^{2-}$  and V, with the two first species together indicating a significant source of secondary origin (Table 3; Figure 2). Factor 2 was characterized by the high loading of  $\text{NH}_4^+$ . Factor 3 had  $\text{Ca}^{2+}$  with the highest loading, followed by  $\text{HCOO}^-$ , indicating that  $\text{Ca}^{2+}$  was the dominant neutralizing ion at CBR. Factor 4 contributed with high loadings for  $\text{Mg}^{2+}$ , Sr, Ba and Rb,  $\text{Cl}^-$ , Cd, Mn, Co, Cu and Pb. Factor 5 had the highest loadings for  $\text{Na}^+$  and  $\text{K}^+$ . Factor 6 accounted for 69.6%, 52.8%, 31.2%, and 31.2% of the total concentrations of TC, Fe, Co, Cu, Zn, and Al, respectively. The average contribution of sources from the PMF analysis was crustal (48%), followed by secondary

from the PMF analysis was crustal (46%), followed by secondary aerosol (26%), biogenic (22%), and industrial emissions (4%).



**Table 3**

Factor profiles (% of species sum) of source species measured in rainwater collected in Cuieiras Biological Reserve from 2008 to 2010 according to EPA PMF 5.0 output.



**Figure 2**

Source apportionment profiles of chemical components of rainwater collected in the Cuieiras Biological Reserve during 2008-2010.

## DISCUSSION

### Rainfall, pH, conductivity and rainwater composition

The conductivity reflects the total dissolved ions in rainfall ([Gioda et al. 2013](#)). Lower conductivity in the wet season may be ascribed to the dilution factor or higher water content in the rain droplets. The average conductivity in CRB ( $3.4 \mu\text{S cm}^{-1}$ ) was lower than that in Lake Calado, located 80 km west of Manaus, in the 1990s ( $6.5 \mu\text{S cm}^{-1}$ ) ([Williams et al. 1997](#)), and in an open area in Manaus city ( $7.9 \mu\text{S cm}^{-1}$ ) ([Honório et al. 2010](#)). Rainfall samples from other Amazonian cities showed small variations in the mean conductivity such as in Boa Vista, in Roraima state (4.4), and in Apuí (4.5), Tabatinga (4.8), Itapiranga (5.2) and Paritins (6.4) in Amazonas state (Honório et al. 2010) and in Rio Branco, in Acre state (6.7) ([Duarte et al. 2013](#)).

Unpolluted rainfall normally has a pH between 5.0 and 5.5, which is considered slightly acidic ([EPA 2020](#)). Our samples showed pH within

between the seasons. This suggests that the anthropogenic influence

between the seasons. This suggests that the anthropogenic influence is small in the study site.

Similarly to our study, an average TOC of  $4.2 \text{ mg L}^{-1}$  was measured in rainwater collected from 2005 to 2010 in the southwestern state of Acre, with a higher concentration in the dry than in the wet season ([Duarte et al. 2013](#)). In Mato Grosso state (also in the southwest) an average TOC of  $6.7 \text{ mg L}^{-1}$  ( $15.6$  and  $3.3 \text{ mg L}^{-1}$  at the beginning of the dry and rainy season, respectively) was reported 2007-2008 ([Neu et al. 2016](#)). Higher TOC concentrations in the dry season are due to the accumulation of carbon-rich PM in the atmosphere when there is minimal rainfall, while PM is depleted during rainfall events in the rainy, because a fraction of particulate organic matter (POM) is solubilized ([Monteith et al. 2007](#)). Correspondingly, our results suggest that TOC is accumulated during the dry season and depleted during subsequent rainfall events.

The overall contribution of cations and anions to the ionic strength in our samples indicate dominance of alkaline components, especially  $\text{NH}_4^+$ ,  $\text{Na}^+$ , and  $\text{K}^+$ . The average concentrations of ions were of the same order of magnitude as those reported in Lake Calado, 80 km west of Manaus in 1984 ( $0.7 \text{ } \mu\text{mol L}^{-1}$  for  $\text{K}^+$  to  $9.0 \text{ } \mu\text{mol L}^{-1}$  for  $\text{SO}_4^{2-}$ ) ([Lesack and Melack 1991](#)) and in 1990 ( $0.8 \text{ } \mu\text{mol L}^{-1}$  for  $\text{K}^+$  to  $4.6 \text{ } \mu\text{mol L}^{-1}$  for  $\text{Cl}^-$ ) ([Williams et al. 1997](#)). However, the concentrations were two to three times higher than in this study when measured in an open area in Manaus city ( $2.1 \text{ } \mu\text{mol L}^{-1}$  for  $\text{Mg}^{2+}$  to  $17 \text{ } \mu\text{mol L}^{-1}$  for  $17.1 \text{ } \mu\text{mol L}^{-1}$  for  $\text{Ca}^{2+}$ ) ([Honório et al. 2010](#)). As expected, anthropogenically impacted areas present higher concentrations of some ions. The lack of more recent studies makes it difficult to assess the trend in concentrations.

$\text{NH}_4^+$  is present even in air considered to be unpolluted, because of natural chemical and biochemical processes ([Spataru 2022](#)). However, like  $\text{NO}_3^-$  and  $\text{SO}_4^{2-}$ ,  $\text{NH}_4^+$  is a main component of secondary aerosols and has a share coming from anthropic activities ([Migliavacca et al. 2004](#)). The presence of  $\text{SO}_4^{2-}$  and  $\text{NO}_3^-$  mainly

of anthropogenic origin due to emissions of  $\text{SO}_2$  and  $\text{NO}_x$  gases through the burning of fossil fuels and industries (contribution

gases through the burning of fossil fuels and industries (contribution received from long distances by winds) ([Sudalma et al. 2015](#)).

Furthermore, the association between these three ions shows that the aerosols  $\text{NH}_4\text{NO}_3$  and  $(\text{NH}_4)_2\text{SO}_4$  were generated through chemical reactions of  $\text{NH}_3$  with  $\text{HNO}_3$  and  $\text{H}_2\text{SO}_4$ .

We recorded an excess of cations relative to anions, which is compatible with other studies ([Galloway et al. 1982](#); [Williams et al. 1997](#)) with an anion deficit of  $14 \mu\text{mol L}^{-1}$ . It is worth highlighting the average contribution of acetic and formic acids with  $2.7 \mu\text{mol L}^{-1}$  and inorganic acids ( $\text{Cl}^- + \text{NO}_3^- + \text{SO}_4^{2-}$ ) with  $7.4 \mu\text{mol L}^{-1}$ . Overall, the mean concentration of major ions was in the same range as reported around the same period for a nearby location with influence of the plume from Manaus and road emissions ([Pauliquevis et al. 2012](#)), although some species such as acetic acid,  $\text{Ca}^{2+}$ , and  $\text{Mg}^{2+}$  had higher concentrations. Because it is 1,200 km from the Atlantic coast, CBR has a low VWM for  $\text{Na}^+$  when compared to regions of direct marine influence, which is owed to the very high rainfall rate in the central Amazon, resulting in the efficient removal of the sea salt component (Pauliquevis et al. 2012).

Although there was no significant difference in VWM concentration for some ions, the deposition in the dry season was higher, differing from another study in the same region and similar to results from the southwestern Amazon state of Rondônia around the same period ([Artaxo et al. 2009](#)).

## Wet deposition fluxes

A similar behavior to our wet deposition fluxes, with highest concentrations for Al, Fe and Zn, was observed in rainwater collected in six Amazonian cities ([Honório et al. 2010](#)). This is expected, since Al, Fe, and Zn are generally the most abundant metals worldwide in aerosols, which are responsible for raindrop formation ([Li et al. 2017](#)). However, the average concentrations found in our samples ( $30\text{-}100 \text{ nmol L}^{-1}$ ) were much lower than those in Honório et al. (2010) ( $300\text{-}$

indicates that the region in this study is less

affected in terms of atmospheric pollutants than the cities located in

affected in terms of atmospheric pollutants than the cities located in the central regions of the Amazon, where air quality is poorer.

For most elements higher concentrations occurred during the dry season, mainly Al, Mn, Co, Cu, Rb, Cd and Ba, which had ratios more than two times higher than in the wet season. Most of the metals were enriched in the rainfall, suggesting that their charges originate almost entirely from local and long-range anthropogenic sources ([Da Silva et al. 2020](#)). The degree of enrichment depends on the type, proximity, and extent of individual sources. Atmospheric Co can be attributed to coal combustion, mining activities, and automobile traffic, in a mix of crustal and anthropogenic factors ([Uygur et al. 2010](#)). Diesel powered machinery, manure, pesticide and fertilizer application in agriculture, and sewage wastes cause entry of Cd into the soil ([Tabelin et al. 2018](#); [Hocaoglu-ozyigit and Genc 2020](#)). This metal in rainwater is a reliable fingerprint for evaluating aerial pollution ([Adegunwa et al. 2019](#)). No clear trend of increase or decrease in the concentration of these elements was observed over the years of study. EF values may result in metals, their pollution loads, as well as speciation forms of trace elements ([Gopal et al. 2023](#)).

## Origin of pollutants

The rainwater in the Amazon has a chemically heterogeneous composition, which is driven primarily by the continuous cycle of rainfall and evaporation ([Honório et al. 2010](#)). Some ions such as  $\text{Cl}^-$  and  $\text{Na}^+$  are predominantly from the ocean, while  $\text{Mg}^{2+}$ ,  $\text{K}^+$ , and  $\text{Ca}^{2+}$  may have marine, soil or anthropogenic origin.  $\text{K}^+$  and  $\text{Ca}^{2+}$  presented similar profiles, originated predominantly from anthropogenic sources (90%), followed by seawater (7%) and soil (3%). Sr, Rb, V, Mn, Co, and Ba enrichment may be ascribed to a terrestrial or biogenic influence related to the Sahara dust (Honório et al. 2010). A small fraction of Sr also could be related to seawater ([Lebrato et al. 2020](#)). The local biomass burning and forest fire

emission during the dry season alters profoundly the composition of the atmospheric precipitation in most of the Amazon because higher amounts

(until 20 times higher compared to the rainy season) of particles and



(until 30 times higher compared to the rainy season) of particles and gases are emitted (Artaxo et al. 2005). As the Amazon is heavily influenced by forest burning,  $K^+$  and  $Cl^-$  content, as well as higher enrichment of Cu, Pb, Zn, and Sb in our study, is probably influenced by fires (Yamasoe et al. 2000). As the city of Manaus lies 60 km away from CBR, its rapid urban development and major use of fossil fuel likely contributes to the increase in the chemical load of rainwater in the study area. The dominant species of fossil fuel originate from transformation of the precursors  $NO_x$  and  $SO_2$  (Lin 2020). This increase may explain the  $NO_3^-$  and  $SO_4^{2-}$  content, as well as the more acidic pH in the dry season. The intensification of positive anthropogenic emission sources results in the acidification of the samples. However,  $SO_4^{2-}$  may have part of its origin in seawater, as this ion is found in the form of  $CaSO_4$  and  $MgSO_4$ .

Regarding natural sources, neutralization occurs through the presence of alkaline species in the atmosphere such as  $Ca^{2+}$  and  $Mg^{2+}$ , derived mostly from soil dust and resuspension, and  $NH_4^+$ , mainly released from wastewater treatment, animal waste and fertilizers, and  $K^+$  from biomass burning (Tiwari et al. 2016). Differently from  $SO_2$  and  $NO_2$ ,  $NH_3$  reacts rapidly with acidic components to form  $NH_4^+$  in the source area and is not transported over long distances (Asman et al. 1998).  $NH_4^+$  acts as a basic agent neutralizing  $HNO_3$  (Alves et al. 2007). Since the main economic activities in the region of CBR are agriculture (cassava, sugar cane, rice, beans, and fruits), livestock (cattle, equine, goats, and pigs), mineral extraction, and poultry farming (EcuRed 2017), ammonium sources in this area may be related to anaerobic digestion of animal and human waste and the use of agricultural fertilizers.

Finally, the biogenic factor was formed by  $HCOO^-$ , although these organic ions were underestimated. Some ions may have been more underestimated than others.  $Ca^{2+}$  and  $Mg^{2+}$  are markers of local calcareous soils and suspended road dust (Rao et al. 2016).

Suspended soil dust, vegetation, and the metabolism of microorganisms constituted the main natural sources of these acids in the atmosphere.

The PMF analysis flagged six possible sources of the chemical species

The PMF analysis tagged six possible sources of the chemical species found in the rainwater.  $\text{Na}^{\pm}$  and  $\text{K}^{\pm}$  indicate the contribution of sea salt and/or fungal spores and biomass burning (factor 5) to the rainwater composition. Sodium salts in the Amazon Basin are mainly attributed to marine aerosols transported from the Atlantic Ocean ([Moran-Zuloaga et al. 2018](#)). However, it has been demonstrated that fungal spores can account for 69% of the total sodium mass during the wet season ([China et al. 2018](#)). The analysis managed to separate the part of  $\text{Na}^{\pm}$  originating from sea salts (factor 4) from that originating from fungi (factor 5). The proportion of  $\text{Na}^{\pm}$  in fungal spores coincided with that of the study (China et al. 2018). Besides, the Brazilian Amazon is yearly impacted by forest fires that produce large amounts of smoke particles that linger in the atmosphere and affect local health of the population, which, in small quantities, can contribute to  $\text{Na}^{\pm}$  and  $\text{K}^{\pm}$  levels (De Oliveira Alves et al. 2015).

The significant concentration of  $\text{NH}_4^+$  and  $\text{NO}_3^-$  obtained are indicators of anthropic influence. Long-range transport likely increased the concentrations of these ions, as biomass fires are frequent during the dry season throughout Amazonia, and air masses from the city of Manaus may have reached the sampling site.

There are no recent studies published on the chemical composition of rainwater in the CBR, so it is difficult to draw a scenario. But, considering that the population in Manaus went from 1.8 million in 2010 (final collection period) to 2.1 million in 2024 and that the vehicle fleet went from 452 thousand vehicles (2010) to 855 thousand (2024), we can infer that pollution has increased considerably. Therefore, there is a tendency for the chemical composition of rainwater in CRB to also be influenced. Our findings corroborate the complex composition of rainwater in the Amazon, influenced by a mixture of different local and distant sources, and continuous cycles of rainfall and evaporation in this region.

## CONCLUSIONS



The assessment of the chemical composition of rainwater from the

The assessment of the chemical composition of rainwater from the Cueiras Biological Reserve, in central Amazonia, a primary forest 60 km from a large urban center, indicated a highly heterogeneous composition, reflecting the contribution mainly from crustal and biogenic emissions. However, sources such as biomass burning, as well as long-distance Saharan dust and fossil fuel combustion in the nearby urban center were also observed. The characteristic continuous cycles of evaporation and rainfall in the region also played a role. The high concentration of chemical components in the dry season were owed directly to the winds blowing from the interior of the country to the Amazon region between May and October, together with the intensification of the biomass burning. The concentration of elements of anthropogenic origin was detected even in places far from the Amazon. This is the longest monitoring of the chemical composition of rainfall ever carried out at CBR. Continuous monitoring of rainfall is essential for several reasons, including providing data to analyze weather patterns and changes in the climate, in addition to detecting the presence of pollutants in rainwater, which is important for public health and the environment.

## ACKNOWLEDGMENTS

This work was carried out with the support of Coordenação de Aperfeiçoamento de Pessoal de Nível Superior (CAPES), Brazil - Financing Code 001. The authors acknowledge the support received from Fundação de Amparo à pesquisa do Estado do Rio de Janeiro (FAPERJ), and Conselho Nacional de Desenvolvimento Científico e Tecnológico (CNPq), Brazil. Adriana Gioda thanks FAPERJ (Auxílio Cientista do Nosso Estado) and CNPq (Bolsa de Produtividade).

## REFERENCES

Adegunwa, A.O.; Adebiyi, F.M.; Asubiojo, O.I. 2019. Heavy metal analysis in rainwaters as indicator of aerial pollution. *Research and Reviews: Journal of Environmental Sciences* 1: 1-13.



Alves, C.; Pio, C.; Campos, E.; Barbedo, P. 2007. Size distribution of atmospheric particulate ionic species at a coastal site in Portugal. *Quimica Nova* 30: 1938-1944.

---

Artaxo, P.; Gatti, L. V.; Leal, A.M.C.; Longo, K.M.; Freitas, S.R. De; Lara, L.L.; et al. 2005. Química atmosférica na Amazônia: a floresta e as emissões de queimadas controlando a composição da atmosfera amazônica. *Acta Amazonica* 35: 185-196.

---

Artaxo, P.; Oliveira, P.H.; Lara, L.L.; Pauliquevis, T.M.; Rizzo, L. V.; Junior, C.P.; et al. 2006. Efeitos climáticos de partículas de aerossóis biogênicos e emitidos em queimadas na Amazônia. *Revista Brasileira de Meteorologia* 21: 168-189.

---

Artaxo, P.; Rizzo, L. V.; Paixão, M.; de Lucca, S.; Oliveira, P.H.; Lara, L.L.; et al. 2009. Aerosol particles in Amazonia: Their composition, role in the radiation balance, cloud formation, and nutrient cycles. In: Keller, M.; Bustamente, M.; Gash, J.; Silva Dias, P. (Ed.). *Amazonia and Global Change* American Geophysical Union, Geophysical Monograph Series # 186, p.233-250.

---

Asman, W.A.H.; Sutton, M.A.; Schjorring, J.K. 1998. Ammonia: emission, atmospheric transport and deposition. *New Phytologist* 139: 27-48.

---

China, S.; Burrows, S.M.; Wang, B.; Harder, T.H.; Weis, J.; Tanarhte, M.; et al. 2018. Fungal spores as a source of sodium salt particles in the Amazon basin. *Nature Communications* 9: 4793.  
doi.org/10.1038/s41467-018-07066-4  
» <https://doi.org/10.1038/s41467-018-07066-4>

---

Duarte, A.F.; Gioda, A.; Ziolli, R.; Duó, D. 2013. Contaminación atmosférica y deposición húmeda en la Amazonia brasileña. *Revista Cubana de Salud Publica* 39: 627-639.

---

Ellison, S.L.R.; Williams, A. 2012. *Quantifying Uncertainty in Analytical Measurement*, CITAC Guide Nr. 4, 3rd ed. Teddington, Eurachem/CITAC, UK, 141p. dx.doi.org/10.25607/OBP-952  
» <https://doi.org/10.25607/OBP-952>

---



EPA. 2014. *EPA Positive Matrix Factorization (PM F) 5.0 Fundamentals and User Guide* Washington, 136p.

---

EPA. 2020. *Acid Rain* United States Environmental Protection Agency. ([https://www3.epa.gov/acidrain/education/site\\_students/phscale.html#:~:text=Normal%2C clean rain has a,a pH value of 4.0](https://www3.epa.gov/acidrain/education/site_students/phscale.html#:~:text=Normal%2C clean rain has a,a pH value of 4.0)). Accessed on 15 Dec 2022.  
»  
[https://www3.epa.gov/acidrain/education/site\\_students/phscale.html#:~:text=Normal%2C clean rain has a,a pH value of 4.0](https://www3.epa.gov/acidrain/education/site_students/phscale.html#:~:text=Normal%2C clean rain has a,a pH value of 4.0)

---

Fiore, A.M.; Naik, V.; Leibensperger, E.M.; Fiore, A.M.; Naik, V.; Leibensperger, E.M. 2015. Air quality and climate connections. *Journal of the Air & Waste Management Association* 65: 645-685.

---

Flores, B.M.; Montoya, E.; Sakschewski, B.; Nascimento, N.; Staal, A.; Betts, R.A.; et al. 2024. Critical transitions in the Amazon forest system. *Nature* 626: 555-564.

---

Galloway, J.N.; Likens, G.E.; Keene, W.C.; Miller, J.M. 1982. The composition of precipitation in remote areas of the world. *Journal of Geophysical Research: Oceans* 87: 8771-8786.

---

Gioda, A.; Amaral, B.S.; Monteiro, I.L.; Saint’Pierre, T.D. 2011. Chemical composition, sources, solubility, and transport of aerosol trace elements in a tropical region. *Journal of Environmental Monitoring* 13: 2134-2142.

---

Gioda, A.; Mayol-Bracero, O.L.; Scatena, F.N.; Weathers, K.C.; Mateus, V.L.; McDowell, W.H. 2013. Chemical constituents in clouds and rainwater in the Puerto Rican rainforest: Potential sources and seasonal drivers. *Atmospheric Environment* 68: 208-220.

---

Gioda, A.; Mateus, V.L.; Hacon, S.S.; Ignotti, E.; Gomes, R.G.S.; Pedreira, M.F.S.; et al. 2023. Assessing over decadal biomass burning influence on particulate matter composition in subequatorial Amazon: literature review, remote sensing, chemical speciation and machine learning application. *Anais da Academia Brasileira de Ciências* 95: e20220932.

Gopal, V.; Ramasamy, R.; Vignesh, R. 2023. Assessment of heavy metal contamination in the surface sediments of the Vedaranyam coast, Southern India. *Regional Studies in Marine Science* 65: 103081.

---

Herbert, R.; Stier, P.; Dagan, G. 2021. Isolating large-scale smoke impacts on cloud and precipitation processes over the Amazon with convection permitting resolution. *Journal of Geophysical Research: Atmospheres* 126: e2021JD034615.

---

Hocaoglu-ozyigit, A.; Genc, B.N. 2020. Cadmium in plants, humans and the environment. *Frontiers in Life Sciences and Related Technologies* 1: 12-21.

---

Honório, B. a D.; Horbe, a. M.C.; Seyler, P. 2010. Chemical composition of rainwater in western Amazonia - Brazil. *Atmospheric Research* 98: 416-425.

---

Hristova, E.; Veleva, B.; Georgieva, E.; Branzov, H. 2020. Application of positive matrix factorization receptor model for source identification of PM10 in the city of Sofia, Bulgaria. *Atmosphere* 11: 890. doi:10.3390/atmos11090890  
» <https://doi.org/10.3390/atmos11090890>

---

Kulmala, M.; Asmi, A.; Lappalainen, H.K.; Carslaw, K.S.; Pöschl, U.; Baltensperger, U.; et al. 2009. Introduction: European Integrated Project on Aerosol Cloud Climate and Air Quality interactions (EUCAARI) - integrating aerosol research from nano to global scales. *Atmospheric Chemistry and Physics* 9: 2825-2841.

---

Lebrato, M.; Garbe-Schönberg, D.; Müller, M.N.; Blanco-Ameijeiras, S.; Feely, R.A.; Lorenzoni, L.; et al. 2020. Global variability in seawater Mg:Ca and Sr:Ca ratios in the modern ocean. *Proceedings of the National Academy of Sciences* 117: 22281-22292.

---

Lesack, L.F.W.; Melack, J.M. 1991. The deposition, composition, and potential sources of major ionic solutes in rain of the central Amazon Basin. *Water Resources Research* 27: 2953-2977.

---





Li, T.; Wang, Y.; Zhou, J.; Tao, W.; Ding, A.; Nie, W.; Xue, L.; Wang, X.; Wang, W. 2017. Evolution of trace elements in the planetary boundary layer in southern China: Effects of dust storms and aerosol-cloud interactions. *Journal of Geophysical Research: Atmospheres* 122: 3492-3506.

---

Lin, W. 2020. Change in SO<sub>4</sub><sup>2-</sup>, NO<sub>3</sub><sup>-</sup> and NH<sub>4</sub><sup>+</sup> levels in PM<sub>2.5</sub> in Beijing from 1999 to 2016. *Environmental Science Current Research* 3: 1-9. doi:10.24966/ESCR-5020/100018  
» <https://doi.org/10.24966/ESCR-5020/100018>

---

Migliavacca, D.; Teixeira, E.C.; Pires, M.; Fachel, J. 2004. Study of chemical elements in atmospheric precipitation in South Brazil. *Atmospheric Environment* 38: 1641-1656.

---

Monteith, D.T.; Stoddard, J.L.; Evans, C.D.; de Wit, H.A.; Forsius, M.; Høgåsen, T.; et al. 2007. Dissolved organic carbon trends resulting from changes in atmospheric deposition chemistry. *Nature* 450: 537-540.

---

Moran-Zuloaga, D.; Ditas, F.; Walter, D.; Saturno, J.; Brito, J.; Carbone, S.; et al. 2018. Long-term study on coarse mode aerosols in the Amazon rain forest with the frequent intrusion of Saharan dust plumes. *Atmospheric Chemistry and Physics* 18: 10055-10088.

---

Neu, V.; Ward, N.D.; Krusche, A. V.; Neill, C. 2016. Dissolved organic and inorganic carbon flow paths in an amazonian transitional forest. *Frontiers in Marine Science* 3: 114. doi: 10.3389/fmars.2016.00114  
» <https://doi.org/10.3389/fmars.2016.00114>

---

Nguyen, M.K.; Kao, L.; Kurtz, I. 2009. Calculation of the equilibrium pH in a multiple-buffered aqueous solution based on pre-equilibrium reactant concentration: A new predictive formula. *American Journal of Physiology* 296: 521-529.

---

Pauliquevis, T.; Lara, L.L.; Antunes, M.L.; Artaxo, P. 2012. Aerosol and precipitation chemistry measurements in a remote site in



Ramsay, R.; Di Marco, C.F.; Sörgel, M.; Heal, M.R.; Carbone, S.; Artaxo, P.; et al. 2020. Concentrations and biosphere-atmosphere fluxes of inorganic trace gases and associated ionic aerosol counterparts over the Amazon rainforest. *Atmospheric Chemistry and Physics* 20: 15551-15584.

---

Rao, P.S.P.; Tiwari, S.; Matwale, J.L.; Pervez, S.; Tunved, P.; Safai, P.D.; et al. 2016. Sources of chemical species in rainwater during monsoon and non-monsoonal periods over two mega cities in India and dominant source region of secondary aerosols. *Atmospheric Environment* 146: 90-99.

---

R Team Core. 2019. *A Language and Environment for Statistical Computing* R Foundation for Statistical Computing. .

---

Da Silva, G.N.; Alves, L.D.; Dos Santos, I.E.; Bila, D.M.; Júnior, A.O.; Corrêa, S.M. 2020. An assessment of atmospheric deposition of metals and the physico - chemical parameters of a rainwater harvesting system in Rio de Janeiro Brazil, by means of statistical multivariate analysis. *Ambiente & Água* 15: 1-31.  
doi.org/10.4136/ambi-agua.2522  
» <https://doi.org/10.4136/ambi-agua.2522>

---

Spataru, P. 2022. Influence of organic ammonium derivatives on the equilibria between  $\text{NH}_4^+$ ,  $\text{NO}_2^-$  and  $\text{NO}_3^-$  ions in the Nistru River water. *Scientific Reports* 12: 13505.

---

Sudalma, S.; Purwanto, P.; Santoso, L. 2015. The effect of  $\text{SO}_2$  and  $\text{NO}_2$  from transportation and stationary emissions sources to  $\text{SO}_4^{2-}$  and  $\text{NO}_3^-$  in rain water in Semarang. *Procedia Environmental Sciences* 23: 247-252.

---

Tabelin, C.B.; Igarashi, T.; Villacorte-tabelin, M.; Park, I.; Opiso, E.M.; Ito, M.; et al. 2018. Science of the Total Environment Arsenic, selenium, boron, lead, cadmium, copper, and zinc in naturally contaminated rocks: A review of their sources, modes of enrichment, mechanisms of release, and mitigation strategies. *Science of the Total Environment* 645: 1522-1553.

---

Tavares, J.P.N. 2012. Interaction between vegetation and the atmosphere in cloud and rain formation in the Amazon: A review. *Estudos Avançados* 26: 219-227.

---

Taylor, S.R.; McLennan, S.M. 1995. The geochemical evolution of the continental crust. *Reviews of Geophysics* 33: 241-265.

---

Tiwari, S.; Hopke, P.K.; Thimmaiah, D.; Dumka, U.C.; Srivastava, A.K.; Bisht, D.S.; et al. 2016. Nature and sources of ionic species in precipitation across the Indo-Gangetic Plains, India. *Aerosol and Air Quality Research* 16: 943-957.

---

Uygur, N.; Karaca, F.; Alagha, O. 2010. Prediction of sources of metal pollution in rainwater in Istanbul, Turkey using factor analysis and long-range transport models. *Atmospheric Research* 95: 55-64.

---

Wang, Y.; Okochi, H.; Tani, Y.; Hayami, H.; Minami, Y.; Katsumi, N.; et al. 2023. Airborne hydrophilic microplastics in cloud water at high altitudes and their role in cloud formation. *Environmental Chemistry Letters* 21: 3055-3062.

---

Williams, M.R.; Fisher, T.R.; Melack, J.M. 1997. Chemical composition and deposition of rain in the central Amazon, Brazil. *Atmospheric Environment* 31: 207-217.

---

Xing, J.; Song, J.; Yuan, H.; Wang, Q.; Li, X.; Li, N.; et al. 2017. Atmospheric wet deposition of dissolved trace elements to Jiaozhou Bay, North China: Fluxes, sources and potential effects on aquatic environments. *Chemosphere* 174: 428-436.

---

Yamasoe, M. a.; Artaxo, P.; Miguel, A.H.; Allen, A.G. 2000. Chemical composition of aerosol particles from direct emissions of vegetation fires in the Amazon Basin: water-soluble species and trace elements. *Atmospheric Environment* 34: 1641-1653.

---

Yuan, S.; Bao, F.; Zhang, X.; Li, Y. 2022. Severe biomass-burning aerosol pollution during the 2019 Amazon wildfire and its direct radiative-forcing impact: A space perspective from MODIS

Zhang, M.; Wang, S.; Wu, F.; Yuan, X.; Zhang, Y. 2007. Chemical compositions of wet precipitation and anthropogenic influences at a developing urban site in southeastern China. *Atmospheric Research* 84: 311-322.

---

### CITE AS:

De La Cruz, A.R.H.; Pedreira, M.F. de S.; Godoy, J.M.; Artaxo, P.; Gioda, A. 2024. Chemical characterization and source apportionment of rainwater in Cuieiras Biological Reserve, central Amazon, Brazil. *Acta Amazonica* 54: e54es23131.

---

## Data availability

The data that support the findings of this study are not publicly available.

## Edited by

### ASSOCIATE EDITOR:

Henrique Barbosa

---

## Publication Dates

» **Publication in this collection**

30 Sept 2024

» **Date of issue**

Jul-Sep 2024

## History

» **Received**

21 May 2023

» **Accepted**

22 May 2024





This is an open-access article distributed under the terms of the Creative Commons Attribution License



**Instituto Nacional de Pesquisas da Amazônia**

Av. André Araujo, 2936 Aleixo, 69060-001  
Manaus AM Brasil, Tel.: +55 92 3643-3030,  
Fax: +55 92 643-3223 - Manaus - AM - Brazil  
**E-mail:** acta@inpa.gov.br




Acompanhe os números deste periódico no seu leitor de RSS



**SciELO - Scientific Electronic Library Online**

Rua Dr. Diogo de Faria, 1087 – 9º andar – Vila Clementino 04037-003  
São Paulo/SP - Brasil  
E-mail: scielo@scielo.org



 [Leia a Declaração de Acesso Aberto](#)

