

**Boletim Técnico da Escola Politécnica da USP**  
**Departamento de Engenharia de Telecomunicações**  
**e Controle**

ISSN 1517-3550

**BT/PTC/0009**

---

**Comparison of Alternatives for  
Capacity Increase in Multiple-Rate  
Dual-Class DS/CDMA Systems**

---

**Cyro Scarano Hemsí**

**Paul Jean Etienne Jeszensky**

**São Paulo – 2000**

O presente trabalho é um resumo da dissertação de mestrado apresentada por Cyro Scarano sob orientação do Prof. Dr. Paul Jean Etienne Jeszensky.: "Análise de Sistemas DS/CDMA de Múltipla Taxa", defendida em 27/03/00, na Escola Politécnica.

A íntegra da dissertação encontra-se à disposição com o autor e na Biblioteca de Engenharia Elétrica da Escola Politécnica/USP.

### FICHA CATALOGRÁFICA

Hemsi, Cyro Scarano

Comparison of alternatives for capacity increase in multiple-rate dual-class DS/CDMA systems / C.S. Hemsi, P.J.E. Jeszensky. – São Paulo : EPUSP, 2000.

9 p. – (Boletim Técnico da Escola Politécnica da USP, Departamento de Engenharia de Telecomunicações e Controle, BT/PTC/0009)

1. Telefonia celular 2. Sistemas multimídia I. Jeszensky, Paul Jean Etienne II. Universidade de São Paulo. Escola Politécnica. Departamento de Engenharia de Telecomunicações e Controle III. Título IV. Série

ISSN 1517-3550

CDD 621.38456  
005.74

# Comparison of Alternatives for Capacity Increase in Multiple-Rate Dual-Class DS/CDMA Systems

Cyro Scarano Hemsí and Paul Jean Etienne Jeszensky  
Department of Telecommunications and Control Engineering  
Escola Politécnica of University of São Paulo  
P. O. Box 61548, São Paulo, Brazil  
Tel. 5511-818-5290, fax: 5511-818-5718  
e-mail: cyro.hemsi@promon.com.br, pjj@lcs.poli.usp.br

**ABSTRACT:** Initially this work presents and compares the capacities of multi-cell and power constrained DS/CDMA systems, in the single-class case (voice) with conventional and SIC (successive interference cancellation) detection schemes, determining the maximum number of users for both modes. Next, modelling and results proposed in the literature are extended for multi-cell dual-class systems (voice and data services), comparing the maximum data rates (or data throughputs) obtained with conventional, SIC and scheduling schemes, for some user configurations.

## 1- Introduction

Third generation mobile communications systems, particularly, DS/CDMA access interface, will be required to support not only speech, but also variable data rate transmission (images, e-mail, file transfer, Internet and corporate network access), video and multimedia services, [1] and [2]. To provide this, they should optimise their capacities and support users with different rates, quality of service, delay and power requirements, [3].

Emerging multi-user detection schemes allow mitigation of the near-far effect and to obtain substantial capacity gains (as will be presented in following sections), [4] and [5]. In this work, particularly, successive interference cancellation (SIC) is analysed due to its simplicity to estimate the received powers directly from the conventional linear correlators' outputs.

The capacity model proposed in [3], for the up-link of a conventional system with variable processing gain, will be extended for the multi-cell case and its capacity for some configurations will be compared in terms of maximum number of users and maximum data rates. This comparison will be done with the capacities achieved by the same system utilising different detection or transmission schemes, namely, SIC and scheduling (the former system will be referred to as "conventional", in opposition to these two modes). SIC systems capacity modelling was presented in [6] and will also be extended for the multi-cell case. The scheduling scheme that will be analysed was proposed in [7].

Although SIC is a multi-user detection option and scheduling is a different way to transmit data, both can offer capacity gains when compared with conventional systems (which means single user detection with simultaneous transmission by all users), due to reductions in the MAI (multi-access or internal interference). These gains will be compared in this work.

Initially, modelling and results will be presented for a single class case (voice only), next, multi-class, particularly, voice and data (dual class) case will be analysed.

## 2- Single Class (Voice) Modelling

### 2.1- Conventional Scheme

As presented in [3], the expression for bit energy ( $E_b$ ) per total interference power spectral density ( $I_0$ ), considering perfect power control (that means constant received powers  $h_i P_i = hP$ ), is given by:

$$\frac{E_b}{I_0} = \gamma_1 = \frac{W}{R_1} \cdot \frac{h \cdot P}{(N-1) \cdot h \cdot P + (\eta_0 + I_E) \cdot W} \quad (1)$$

In this expression,  $P_i$  is the transmission power and  $h_i$  is the path loss (*a priori* known) of the  $i^{\text{th}}$  user,  $W$  is the bandwidth,  $\gamma_1$  and  $R_1$  are rate and QoS (quality of service) requirements for voice, which should be satisfied with equality,  $N$  is the number of users in the cell,  $\eta_0$  and  $I_E$  are, respectively, thermal noise and external interference power spectral densities.

For the multi-cell case, given a user configuration in the cell and using the development presented in [8], the normalised cell capacity is given by:

$$\frac{N}{\frac{W}{R_1 \cdot \gamma_1} + 1} = \frac{1}{1+f} \cdot \left\{ 1 - \eta_0 W / \left[ \left( \frac{W}{R_1 \cdot \gamma_1} + 1 \right) \cdot h \cdot P \right] \right\} \leq \frac{1}{1+f} \cdot \left\{ 1 - \eta_0 W / \min_i \left\{ \left( \frac{W}{R_1 \cdot \gamma_1} + 1 \right) \cdot p \cdot h_i \right\} \right\} \quad (2)$$

where  $f$  corresponds to the external (multi-cell) interference impact on cell capacity, as will be detailed next;  $p$  is the maximum transmission power constraint for the class and this solution was obtained by taking  $\gamma_1$  and  $R_1$  equal to their minimum specified values, as mentioned, corresponding to a minimum total power solution, [3]. When the number of users reaches a maximum, the powers will be the maximum allowed ones, but still restricted to the maximum power constraints- for all users- particularly for the most distant user from the cell-site (which corresponds to the minimum  $\left( \frac{W}{R_1 \cdot \gamma_1} + 1 \right) \cdot p \cdot h_i$  term).

Using [8] and evaluating the external interference, it follows:

$$f = \frac{I_E \cdot W}{N \cdot h \cdot P} = \frac{1}{\pi \cdot R^2} \cdot \int_0^R r^5 \cdot dr \cdot \sum_{i=1}^{\infty} 6 \cdot i \cdot g(r, 2 \cdot i \cdot R) \approx 0.33 \quad (3)$$

$$\text{with: } g(r, d) = \int_0^{2\pi} d\theta / [d^2 + r^2 - 2 \cdot r \cdot d \cdot \cos(\theta)]^2$$

assuming unity voice activity, propagation losses proportional to the fourth power of distances and homogeneous multi-cell system (identical populations on the cells).

So, the cell capacity, in a multi-cell environment, is reduced to approximately 75% of that corresponding to an isolated cell, due to external interference.

If, furthermore, the capacity is also limited by the total maximum interference level per thermal noise ratio, as described in [9], for the perfect power control case, we can write:

$$\frac{I_0 \cdot W}{\eta_0 \cdot W} = \frac{P_{MAI} + (I_E + \eta_0) \cdot W}{\eta_0 \cdot W} = \frac{(N-1) \cdot hP + (I_E + \eta_0) \cdot W}{\eta_0 \cdot W} \leq \frac{1}{\eta} \quad (4)$$

where  $P_{MAI}$  is the total internal (multi-access) interference and  $\eta$  is the cell outage factor, resulting:

$$\frac{N}{\frac{W}{R_1 \cdot \gamma_1} + 1} \leq \frac{1}{1+f} \cdot \left\{ 1 - \eta / \left[ \left( \frac{W}{R_1 \cdot \gamma_1} + 1 \right) \cdot \frac{\gamma_1}{W/R_1} \right] \right\} \quad (5)$$

Using (2), it follows:

$$\frac{\eta_0 \cdot W}{p \cdot \min(h_i)} = \frac{\eta}{\gamma_1} \cdot (W/R_1) \quad (6)$$

the condition for both capacity limits having the same value.

## 2.2- SIC Scheme

SIC scheme results in system capacity increase by MAI reduction, performed by successively detecting and cancelling interference from users with stronger powers. It is assumed, in a single class environment, that the received power levels depend only on the users' distances related to the cell-site, neglecting shadowing effects, which means that the users can be ordered, in terms of power, solely by their distances (locations).

Given  $N$  users in a cell of radius  $R$ , the location probability density of the  $i^{\text{th}}$  nearest user to the cell-site ( $i^{\text{th}}$  strongest power) to be in a distance  $r$ , inside an interval  $(r, r+dr)$  from the cell-site is:

$$f_i(r) = \frac{P_i(r \leq r' \leq r + dr)}{dr} = \binom{N}{i} \cdot i \cdot \left( \frac{r^2}{R^2} \right)^{i-1} \cdot \frac{2 \cdot r}{R^2} \cdot \left( 1 - \frac{r^2}{R^2} \right)^{N-i} \quad (7)$$

This result could be obtained from order statistics of uniform variables, as proposed in [5].

The users' received powers for SIC are disparate and ordered by a control power as follow, [6]:

$$h_i \cdot P_i = \gamma'_i \cdot (\gamma'_i + 1)^{N-i} \cdot P_0 \quad (8)$$

where  $\gamma'_i = \frac{\gamma_1}{W/R_1}$  and the power control assures  $E_b/I_0 = \gamma_1$  for all users, with  $\gamma_1$  and  $R_1$  the class requirements, as specified.  $P_0$  is given by:

$$\begin{aligned} P_0 &= (I_E + \eta_0) \cdot W = \sum_{\text{other cells}} \sum_{i=1}^N \iint h_i P_i \cdot \frac{r^4}{x^4} \cdot f_i(\theta) \cdot f_i(r) \cdot d\theta \cdot dr + \eta_0 \cdot W = \\ &= \sum_{\text{other cells}} \int_0^R P_0 \cdot \frac{\gamma'_1 \cdot r^5 \cdot N}{\pi \cdot R^2} \cdot g(r, d) \cdot \left[ \gamma'_1 \cdot \left( 1 - \frac{r^2}{R^2} \right) + 1 \right]^{N-1} \cdot dr + \eta_0 \cdot W \end{aligned} \quad (9)$$

where  $f_i(\theta) = 1/2\pi$  (meaning a uniform probability density of users in  $\theta$ ) and assuming, again, propagation losses proportional to the fourth power of distances.

Comparing with results of the previous section, it follows:  $\frac{I_E \cdot W}{(\gamma'_1 + 1)^N \cdot P_0} = f$ , where  $f$  is the capacity reduction factor, due to multi-cell environment, as already presented.

For the worst case multi-access interference (which means the nearest user from the cell-site) the maximum relative total interference bound, as in (4), results:

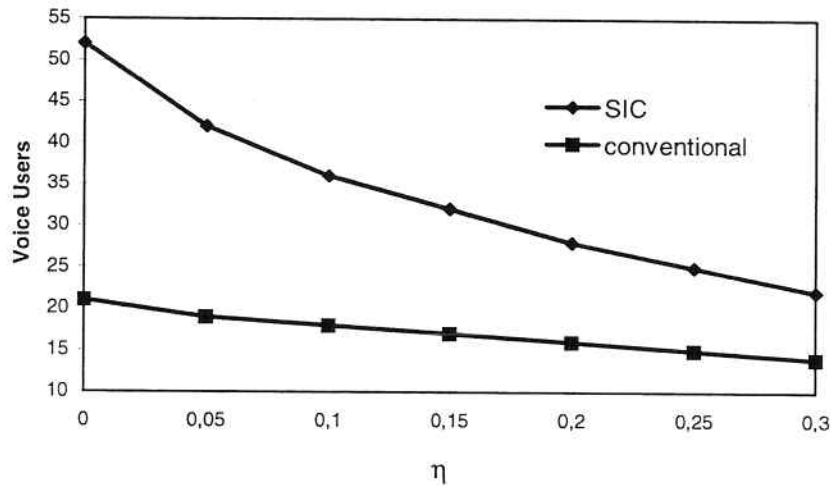
$$\frac{P_{MAI,1} + P_0}{\eta_0 \cdot W} = \frac{(\gamma'_1 + 1)^{N-1} \cdot P_0}{\eta_0 \cdot W} \leq \frac{1}{\eta} \quad (10)$$

Similarly to (5), the SIC capacity expression is given by:

$$\sum_{\substack{R \\ \text{other} \\ \text{cells}}} \int_0^R \frac{\gamma'_1 \cdot r^5 \cdot N}{\pi \cdot R^2} \cdot g(r, d) \cdot \left[ \gamma'_1 \cdot \left( 1 - \frac{r^2}{R^2} \right) + 1 \right]^{N-1} \cdot dr \leq 1 - (\gamma'_1 + 1)^{N-1} \cdot \eta \quad (11)$$

### 2.3- Single Class Numerical Results

In (5) and (11), varying  $\eta$  from zero to 0.3 ( $\eta$  can be relaxed, since it corresponds to a soft blocking limitation, as described in [9]), the following maximum numbers of voice users can be obtained with conventional and SIC schemes.



**Figure 1: Cell Capacity for Conventional and SIC Systems with Voice Users only**  
Parameters:  $W=1,23$  MHz;  $R_1=9,6$  kbps;  $\gamma_1: 5$

It can be observed an increase in capacity with SIC by a factor of two with respect to the conventional mode, as presented in [6], but also, that this factor decreases with  $\eta$ .

### 3- Dual Class (Voice and Data) Modelling

As proposed in [7], a particular case of multi-class and multi-rates will be analysed:

- Class 1 – voice users  
 $N_1$  users, delay intolerants, at constant bit rate  $R_1$ , specifying a maximum bit error rate (BER)  $P_{b1}$ , in terms of  $\gamma_1$

- Class 2 – data users

$N_2$  users, delay tolerant, at minimum data rate  $r_2$ , specifying a maximum bit error rate (BER)  $P_{b,2}$ , in terms of  $\gamma_2$ .

### 3.1- Conventional Scheme

From [3] and [8], analogous to the obtained in (2), results:

$$\frac{\frac{N_1}{W}}{R_1 \cdot \gamma_1 + 1} + \frac{\frac{N_2}{W}}{R_2 \cdot \gamma_2 + 1} \leq \frac{1}{1+f} \cdot \left\{ 1 - \eta_0 \cdot W \sqrt{\left[ p_2 \cdot \left( \frac{W}{R_2 \cdot \gamma_2} + 1 \right) \cdot \min\{h_{2,i}\} \right]} \right\} \quad (12)$$

where  $R_2 \geq r_2$  is the data rate which can be maximised,  $p_2$  is a maximum data user transmission power, Class 2 is assumed to be the more restrictive,  $h_{2,i}$  is a Class 2 user path loss and the system is multi-cell and homogeneous with perfect power control and unity voice activity.

The most distant user from the cell-site sets a limit on the maximum value of  $R_2$ , because it transmits at maximum transmission power,  $p_2$ . In this case (12) becomes an equality.

Note also that a multi-rate perfect power control imposes:

$$h_2 \cdot P_2 = h_1 \cdot P_1 \cdot \left( \frac{W}{R_1 \cdot \gamma_1} + 1 \right) / \left( \frac{W}{R_2 \cdot \gamma_2} + 1 \right) \quad (13)$$

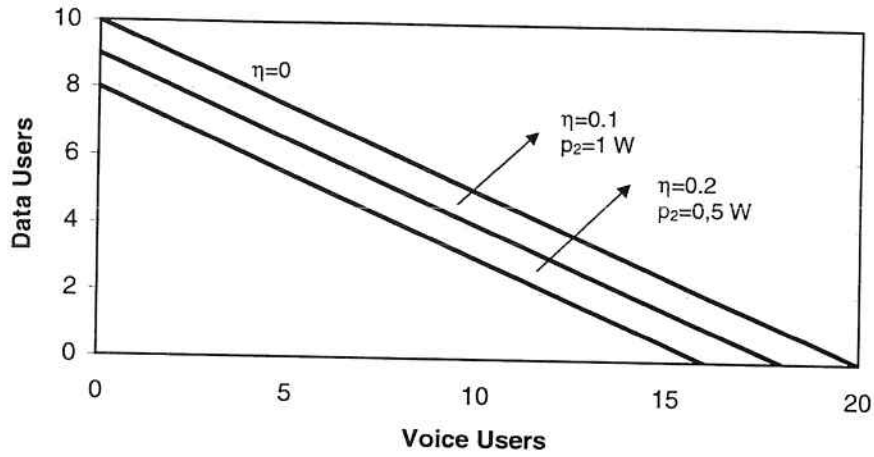
The capacity expression can be written also as:

$$(N_1 - 1) \cdot \gamma_1 + N_2 \cdot \gamma_2 + \left( \gamma_1 \cdot \frac{N_1}{\pi \cdot R^2} + \gamma_2 \cdot \frac{N_2}{\pi \cdot R^2} \right) \cdot \sum_{\substack{\text{other} \\ \text{cells}}} \int_0^R r^5 \cdot g(r,d) \cdot dr \leq 1 - \eta \quad (14)$$

for the MAI worst case, which corresponds to a voice user, in the conventional mode.

$$\text{Similarly to the single class case, we have: } \frac{\eta_0 \cdot W}{p_2 \cdot \min\{h_{2,i}\}} = \frac{\eta}{\gamma'_{2,\text{conv}}} \quad (15)$$

Figure 2 shows, for conventional detection, the maximum numbers of data users supported in a multi-cell and dual-class case, depending on power limits given that the data rates were fixed at its minimum value.



**Figure 2: Cell Capacity for a Conventional System with Voice and Data Users versus  $p_2$**   
Parameters:  $W=1,23$  MHz;  $R_1=9,6$  kbps;  $\gamma_1=5$ ;  $R_2=14.4$  kbps;  $\gamma_2=7$ ;  $h_{\min}=0,1$ ;  $\eta_0=10^{-7}$  W/Hz.

This figure shows that dual-class conventional system capacity varies, depending on factor  $\eta$ , which is equivalent to a maximum power limit of the more restrictive class (given thermal noise and path loss parameters), as we can see in (15).

### 3.2- Scheduling Scheme

Proposed in [7], this transmission scheme allows a MAI reduction using the delay tolerance characteristic of data users, restricting only a limited number  $k_2 < N_2$  of data users to transmit information at any given instant; the others will be communicating with the base station for synchronisation purposes only, at a low synchronisation rate, or "idle" rate,  $R_0$ .

As detailed in the reference, there are conditions for a scheduling gain greater than unity, generated by MAI reduction, to overcome the negative effect of transmission "duty cycles" that appear ( $k_2/N_2$ ). The scheduling gains also decrease with  $k_2$  and  $R_0$  and increase with the  $N_2$  population. Classes 1 and 2 mean powers needed for the scheduling scheme are the same as those for the conventional mode, but instantaneous Class 2 power used should be  $N_2/k_2$  times greater with the scheduling scheme.

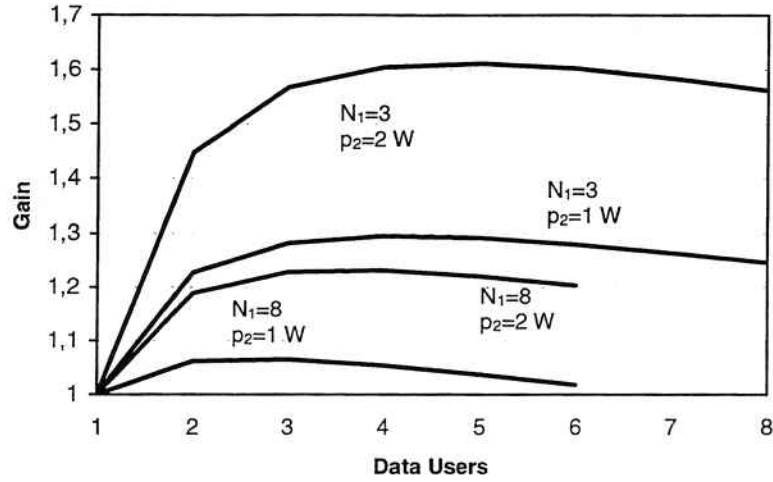
The extended capacity expression, using [8] again, is given by:

$$\frac{N_1}{\frac{W}{R_1 \cdot \gamma_1} + 1} + \frac{k_2}{\frac{W}{R_2 \cdot \gamma_2} + 1} + \frac{N_2 - k_2}{\frac{W}{R_0 \cdot \gamma_2} + 1} \leq \frac{1}{1+f} \cdot \left\{ 1 - \eta_0 \cdot W \left/ \left[ p_2 \cdot \left( \frac{W}{R_2 \cdot \gamma_2} + 1 \right) \cdot \min \{ h_{2,i} \} \right] \right. \right\} \quad (16)$$

where  $R_2^*$  is the data rate in scheduling mode.

In the maximum throughput solution, also in this case, it is assumed that the most distant data user (given a known configuration) is transmitting at its maximum allowed transmission power.

Figure 3 presents scheduling throughput gains for some configurations, calculated as ratios of maximum data rates per user obtained with scheduling (effective for only a fraction  $k_2/N_2$  of time per user) and maximum data rates per user with conventional mode, supposing it is possible to maximise data rates also in this mode.



**Figure 3: Scheduling Gain versus  $p_2$ , Data and Voice Users**

Parameters:  $W=1,23$  MHz;  $R_1=9,6$  kbps;  $\gamma_1=5$ ;  $\gamma_2=7$ ;  $h_{\min}=0,1$ ;  $\eta_0=10^{-7}$  W/Hz;  $R_0=1,2$  kbps;  $k_2=1$ .

Rate maximisation (and so, capacity) is more limited in conventional mode than in scheduling by the presence of MAI. Variable scheduling throughput gains are exhibited because concerning power limits, scheduling requires greater instantaneous powers, being very sensitive to power limitations.

### 3.3- SIC Scheme

Assuming data users homogeneously distributed over the cell, but with received power levels in the cell-site greater than those from voice users (due to their rate and QoS requirements that are greater) it can be concluded that the  $N_2$  data users will be detected first, and the ordered powers are [6]:

$$h_i \cdot P_i = \gamma'_2 \cdot (\gamma'_2 + 1)^{N_2 - i} \cdot (\gamma'_1 + 1)^{N_1} \cdot P_{0, \text{total}}, \text{ for data users; } \quad (17)$$

$$h_i \cdot P_i = \gamma'_1 \cdot (\gamma'_1 + 1)^{N_2 - i} \cdot P_{0, \text{total}}, \text{ for voice users } \quad (18)$$

With uniformly distributed data and voice users, and using expressions (17) and (18), the multi-cell capacity expression is given by:

$$\sum_{\text{other cells}} \int_0^R \frac{\gamma'_2 \cdot (\gamma'_1 + 1)^{N_1} \cdot r^5 \cdot N_2}{\pi \cdot R^2} \cdot g(r, d) \cdot \left[ \gamma'_2 \cdot \left( 1 - \frac{r^2}{R^2} \right) + 1 \right]^{N_2 - 1} \cdot dr +$$

$$+ \sum_{\text{other cells}} \int_0^R \frac{\gamma'_1 \cdot r^5 \cdot N_1}{\pi \cdot R^2} \cdot g(r, d) \cdot \left[ \gamma'_1 \cdot \left( 1 - \frac{r^2}{R^2} \right) + 1 \right]^{N_1 - 1} \cdot dr \leq \quad (19)$$

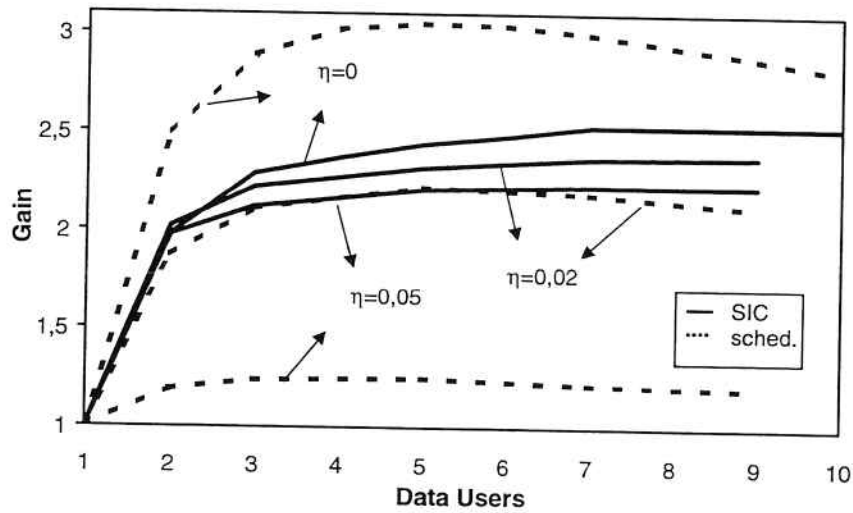
$$\leq 1 - \left\{ (\gamma'_2 + 1)^{N_2 - 1} \cdot (\gamma'_1 + 1)^{N_1} \right\} \cdot \eta$$

where  $P_{MAI}$  was calculated for the nearest user to the cell-site, which is the worst case for SIC.

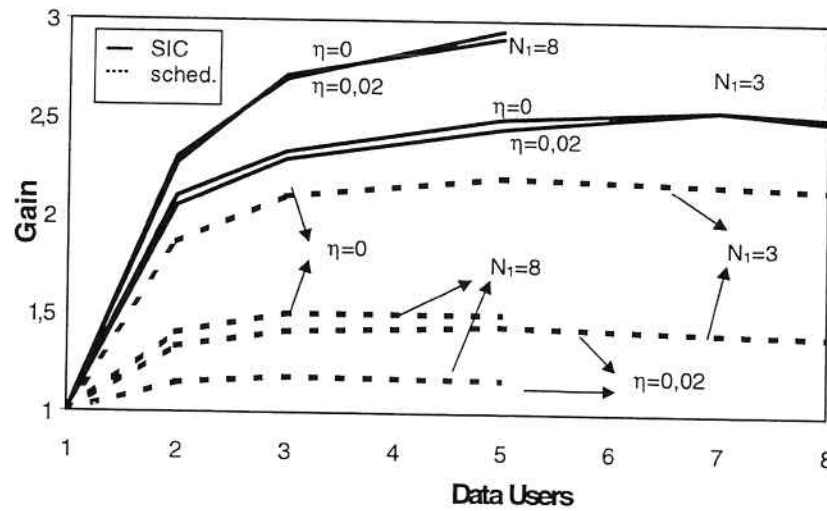
### 3.4- Dual Class Numerical Results

Using (14), (15), (16) and (19), maximum data rate values were determined for some configurations for the three schemes, as presented in figures 4 and 5.

Figure 4 compares throughput maximisation gains given by SIC and scheduling for a particular data-class only system. Figure 5 extends these results for dual-class case and two different configurations.



**Figure 4: Scheduling and SIC Gains for Data Users only versus  $\eta$**   
 Parameters:  $W=1,23$  MHz;  $R_1= 9,6$  kbps;  $\gamma_1=5$ ;  $\gamma_2=7$ ;  $R_0=1.2$  kbps;  $k_2=1$ ;  $N_1=0$ .



**Figure 5: Scheduling and SIC Gains for Voice ( $N_1$  users) and Data Users versus  $\eta$**   
 Parameters:  $W=1,23$  MHz;  $R_1= 9,6$  kbps;  $\gamma_1=5$ ;  $\gamma_2=7$ ;  $R_0=1.2$  kbps;  $k_2=1$ .

## 4- Conclusions

The schemes considered in this work can offer substantial throughput gains. The SIC scheme is more stable as a function of  $\eta$ , maintaining gain values around two when calculated for the worst case (nearest user). Scheduling requires higher peak power levels due to its power control and instantaneous power needs and its gains are very dependent on maximum power limits. So we can establish that:

- SIC is better for greater voice user populations or smaller data populations in the cell and also with restricted power levels;
- scheduling is better when it is possible to use higher peak power levels and for mainly data populated systems.

Depending on power levels it is possible to consider a scheduling transmission scheme combined with SIC detection in the same system specially for  $k_2 > 1$ . In this case additional gains should be expected.

## References

- [1] D. N. Knisely, S. Kumar, S. Laha, S. Nanda. *Evolution of Wireless Data Services: IS-95 to cdma2000*. IEEE Communications Magazine, October-1998, pp. 140-149.
- [2] J. Rapeli. *UMTS: Targets, System Concept, and Standardization in a Global Framework*. IEEE Personal Communications, February-1995, pp. 20-28.
- [3] A. Sampath, P. S. Kumar, J. M. Holtzman. *Power Control and Resource Management for Multimedia CDMA Wireless System*. PIMRC'95, September-1995.
- [4] A. Duel-Hallen, J. Holtzman, Z. Zvonar. *Multiuser Detection for CDMA Systems*. IEEE Personal Communications, April 1995, pp. 46-58.
- [5] P. Patel, J. Holtzman. *Analysis of a Simple Successive Interference Cancellation Scheme in a DS/CDMA System*. IEEE Journal on Selected Areas in Communications, vol. 12, no. 5, June-1994, pp. 796-807.
- [6] D. Warrier, U. Madhow. *On the Capacity of Cellular CDMA with Controlled Power Disparities*. Proc. 1998 IEEE Vehicular Technology Conference (VTC'98). Ottawa, CA, May-1998.
- [7] S. Ramakrishna, J. M. Holtzman. *A Scheme for Throughput Maximization in a Dual-Class CDMA System*, IEEE Journal of Selected Areas in Communications, vol. 16, no. 6, August-1998, pp. 830-844.
- [8] K. I. Kim. *CDMA Cellular Engineering Issues*, IEEE Transactions on Vehicular Technology, vol. 42, no. 3, August-1993, pp. 345-350.
- [9] A. J. Viterbi. *CDMA: Principles of Spread Spectrum Communications*. Addison-Wesley Publishing Company. 1995.



## BOLETINS TÉCNICOS - TEXTOS PUBLICADOS

- BT/PTC/9901 – Avaliação de Ergoespirômetros Segundo a Norma NBR IEC 601-1- MARIA RUTH C. R. LEITE, JOSÉ CARLOS TEIXEIRA DE B. MORAES
- BT/PTC/9902 – Sistemas de Criptofonia de Voz com Mapas Caóticos e Redes Neurais Artificiais – MIGUEL ANTONIO FERNANDES SOLER, EUVALDO FERREIRA CABRAL JR.
- BT/PTC/9903 – Regulação Sincronizada de Distúrbios Senodais – VAIDYA INÉS CARRILLO SEGURA, PAULO SÉRGIO PEREIRA DA SILVA
- BT/PTC/9904 – Desenvolvimento e Implementação de Algoritmo Computacional para Garantir um Determinado Nível de Letalidade Acumulada para Microorganismos Presentes em Alimentos Industrializados – RUBENS GEDRAITE, CLÁUDIO GARCIA
- BT/PTC/9905 - Modelo Operacional de Gestão de Qualidade em Laboratórios de Ensaio e Calibração de Equipamentos Eletromédicos – MANUEL ANTONIO TAPIA LÓPEZ, JOSÉ CARLOS TEIXEIRA DE BARROS MORAES
- BT/PTC/9906 – Extração de Componentes Principais de Sinais Cerebrais Usando Karhunen – Loève Neural Network – EDUARDO AKIRA KINTO, EUVALDO F. CABRAL JR.
- BT/PTC/9907 – Observador Pseudo-Derivativo de Kalman Numa Coluna de Destilação Binária – JOSÉ HERNANDEZ LÓPEZ, JOSÉ JAIME DA CRUZ, CLAUDIO GARCIA
- BT/PTC/9908 – Reconhecimento Automático do Locutor com Coeficientes Mel-Cepstrais e Redes Neurais Artificiais – ANDRÉ BORDIN MAGNI, EUVALDO F. CABRAL JÚNIOR
- BT/PTC/9909 – Análise de Estabilidade e Síntese de Sistemas Híbridos – DIEGO COLÓN, FELIPE MIGUEL PAIT
- BT/PTC/0001 – Alguns Aspectos de Visão Multiescalas e Multiresolução – JOÃO E. KOGLER JR., MARCIO RILLO
- BT/PTC/0002 – Placa de Sinalização E1: Sinalização de Linha R2 Digital Sinalização entre Registradores MFC- PHILLIP MARK SEYMOUR BURT, FERNANDA CARDOSO DA SILVA
- BT/PTC/0003 – Estudo da Técnica de Comunicação FO-CDMA em Redes de Fibra Óptica de Alta Velocidade – TULIPA PERSO, JOSÉ ROBERTO DE A. AMAZONAS
- BT/PTC/0004 – Avaliação de Modelos Matemáticos para Motoneurônios – DANIEL GUSTAVO GOROSO, ANDRÉ FÁBIO KOHN
- BT/PTC/0005 – Extração e Avaliação de Atributos do Eletrocardiograma para Classificação de Batimentos Cardíacos – ELDER VIEIRA COSTA, JOSÉ CARLOS T. DE BARROS MORAES
- BT/PTC/0006 – Uma Técnica de Imposição de Zeros para Auxílio em Projeto de Sistemas de Controle – PAULO SÉRGIO PIERRI, ROBERTO MOURA SALES
- BT/PTC/0007 – A Connected Multireticulated Diagram Viewer – PAULO EDUARDO PILON, EUVALDO F. CABRAL JÚNIOR
- BT/PTC/0008 – Some Geometric Properties of the Dynamic Extension Algorithm – PAULO SÉRGIO PEREIRA DA SILVA



